

REPORT

ANNUAL

2022-2023

Design-led.

Innovative.

Sustainable.

Reliable.

Contents

01	From The Chairman
03	Performance Highlights
05	Management Discussion & Analysis
13	Board's Report
30	Corporate Governance Report

Consolidated Financial Statements

53	Auditors' Report
61	Balance Sheet
62	Statement of Profit And Loss
63	Statement of Changes In Equity
64	Statement of Cash Flow
66	Notes to Accounts
103	Consolidated Financial Summary

Standalone Financial Statements

104	Auditors' Report
114	Balance Sheet
115	Statement of Profit And Loss
116	Statement of Changes In Equity
117	Statement of Cash Flow
119	Notes To Accounts
159	Statement Under Section 129 of The Companies Act, 2013 Relating to Subsidiary Companies

From the Chairman



Dear Shareholders,

It is with great pleasure I write to share with you the remarkable progress we have made and the achievements accomplished in the past year at Bhartiya International Limited.

We remain steadfast in our commitment to drive growth and expand our presence in the market. Throughout the year, we have made significant strides in increasing our share of business with key clients including Tapestry, Inc., Levi Strauss, and AllSaints. These valuable partnerships have not only strengthened our existing relationships but have also opened up new markets and customers for growth.

Our dedicated teams have relentlessly pursued operational efficiencies, cost improvements, and profit margin enhancement. By leveraging technology, streamlining production processes, and optimizing resources, we have achieved notable progress in driving operational excellence. These ongoing efforts will contribute to our bottom line and position us competitively in the market.

At Bhartiya International, we firmly believe in giving back to the communities where we operate. We have continued our commitment to support our communities in Chennai and Bangalore by contributing towards educational programs and infrastructure improvements under Company's Corporate social responsibility programmes.

Our employees are the heart and soul of Bhartiya International. Their unwavering dedication, passion, and commitment have been instrumental to our success. Their hard work and tireless efforts have enabled us to grow, gain market share, and improve our financial performance. I extend my deepest gratitude to every member of our global team for their invaluable contributions.

We remain optimistic about the future. We will continue to focus on our growth drivers, nurturing our relationships with key clients, and exploring new opportunities in untapped markets. As always, our unwavering commitment to operational excellence will guide our path forward, enabling us to adapt and thrive in a rapidly changing retail landscape.

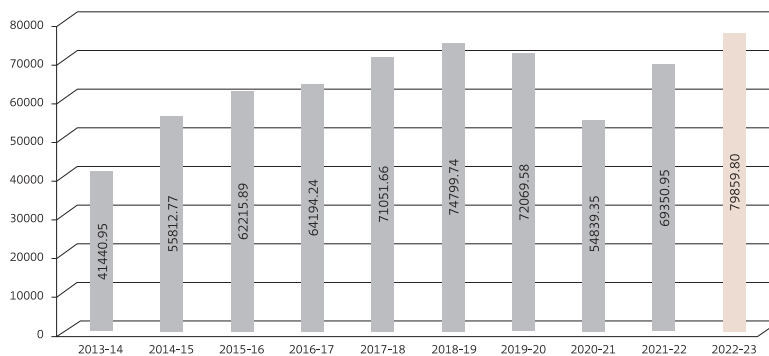
Your belief in our vision drives us forward and inspires us to reach new heights. With our collective efforts, I am confident that Bhartiya International will continue to deliver sustainable growth and to create long-term value for all stakeholders.

Thank you for being a part of our journey.

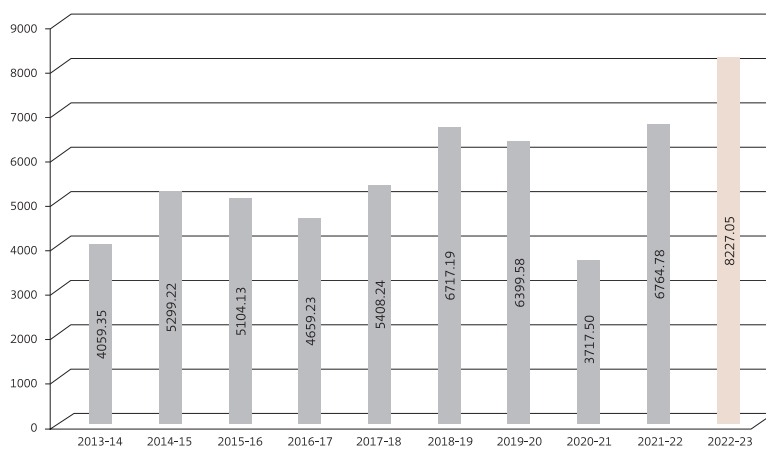
Sincerely,
Snehdeep Aggarwal
Chairman

Performance Highlights

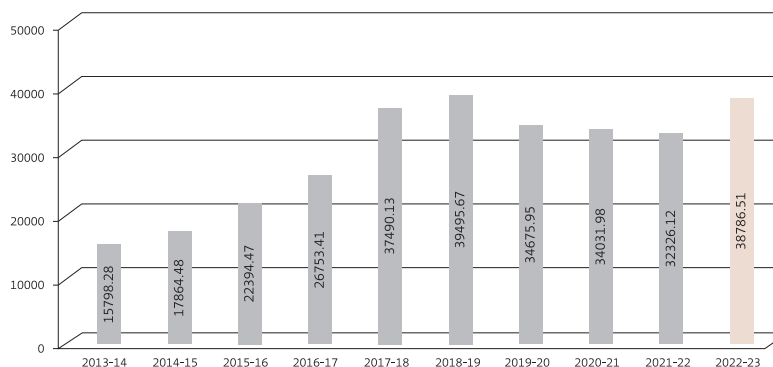
Turnover (Rs. in Lakhs)



EBITDA (Rs. in Lakhs)



Net Worth (Rs. in Lakhs)



Board of Directors

DIRECTORS & KMP

SNEHDEEP AGGARWAL

Chairman

MANOJ KHATTAR

Whole Time Director

NIKHIL AGGARWAL

Director

ROBERT BURTON MOORE JR.

Director

SANNOVANDA MACHAIAH SWATHI

Independent Director

NAVKIRAN SINGH GHEI

Independent Director

VIVEK KAPUR

Independent Director

DEEPAK BHOJWANI

Independent Director

RAJ KUMAR CHAWLA

Chief Financial Officer

YOGESH KUMAR GAUTAM

Company Secretary

AUDITORS

Sushil Poddar & Co.

BANKERS

Axis Bank

Canara Bank

HDFC Bank

ICICI Bank

IDBI Bank

IDFC

Indusind Bank

Kotak Mahindra Bank

SBM Bank (India) Ltd.

State Bank of India

Union Bank of India

DELHI

Bhartiya International Limited

E-52, New Manglapuri,
Mandi Road (Mehrauli),
New Delhi - 110 030,
India

GURUGRAM

Bhartiya International Limited

Plot No. 38, Sector - 44,
Gurugram - 122 003, Haryana
India

BENGALURU

Bhartiya International Limited
27/2, Gottigere, Bannerghatta
Road, Bengaluru - 560 083 India

CHENNAI

Bhartiya International Limited

56/7, Nallambakkam Village,
Via-Vandalur,
Chennai - 600 127, India

TADA

Bhartiya International Limited

APIIC Industrial Park,
Konduru Village, Tada Mandal,
SPSR Nellore Distt.,
Andhra Pradesh - 524 401 India

ITALY

Ultima Italia SRL

Via Vincenzo Monti, 21,
20123 Milano (MI),
Italy

HONGKONG

World Fashion Trade Limited
Unit 609, 6/F, Hong Kong Plaza,
188, Connaught
Road West, Hong Kong

Design Industry Limited

Room 1104, Crawford House,
70 Queen's Road, Central,
Hong Kong

SWITZERLAND

Ultima SA

Rue Des Draizes 7
CH-2000, Neuchatel,
Switzerland

CHINA

Design Industry China Limited

Room 1603,
Lianyin Building, No 887,
Jiangcheng Road, Hangzhou,
China - Pin Code: 310 002

BANGLADESH

H-32, F-A3,
East Raja Bajar,
Firmgate, Dhaka - 1215

Management Discussion & Analysis

Industry Update

The fashion industry experienced robust growth for an extended period of time post covid due to revival of latent demand across markets. However, inflation and depressed customer sentiments in certain geographies have resulted in moderate growth rates in the second half of 2022.

Going forward, the luxury fashion sector is expected to outperform the rest of the industry, as shoppers continue to travel and spend, and thus remain more insulated from the effects of hyperinflation. Based on McKinsey's analysis of fashion forecasts, the luxury sector is expected to grow between 5 and 10 percent in 2023, driven by strong momentum in China (projected to grow between 9 and 14 percent) and in the United States (projected to grow between 5 and 10 percent).

Despite headwinds created by the global recessionary trends, India is gaining traction as a reliable sourcing hub due to our stable economy and relatively qualified yet cheaper labour.

About The Company

Bhartiya's Journey

Bhartiya's institutional journey began in 1987, focusing on design-led manufacturing. Over the last three decades, it has grown into a global company with a presence in six countries, becoming a preferred partner for over 100 retailers and brands worldwide. As a vertically integrated company, it covers material sourcing, design development, manufacturing, and quality assurance, excelling as a full-service supply chain platform with a commitment to sustainability. This integrated approach ensures a comprehensive view of all delivery components, fostering agility and quick decision-making.

Design-Driven Success

Design is at the heart of Bhartiya's operations. Its cutting-edge in-house R & D department, led by design professionals in Milan, Italy, Gurgaon, Bangalore, and Chennai, drives constant product innovation. By combining a design-focused mindset with an industrial delivery model, it achieves higher margins and a scalable business. Collaborating with leading global brands has further solidified its business model and ensured stability.

Key Business Divisions

Leather Garments Division

Bhartiya's Leather Garments Division is a core pillar of the company, offering a comprehensive range of men's and women's outerwear apparel. It takes pride in being among the largest manufacturers of leather garments globally, gaining an edge in an industry filled with numerous smaller players. This division's success lies in their ability to build scale, ensuring steady state profitability even amid changing market dynamics.

The fashion industry is evolving rapidly, and sustainability has become a significant concern. Recognizing this, Bhartiya is committed to being a responsible partner to over 100 global brands they collaborate with. As part of its sustainability efforts, company's Tannery based in Chennai is moving towards ethical and sustainable production methods. The tannery sources and produces leathers that are traceable, sustainable, organic, and biodegradable. This initiative aligns with our mission to support partner brands in remaining relevant to their customers and the world by contributing to efficient resource use and promoting a sustainable future.



A key driver of manufacturing prowess is the team of leading design professionals based in Milan, Gurgaon, and Bangalore. Constantly innovating and incorporating the latest fashion trends, this talented team plays a crucial role in delivering high-quality products. Bhartiya's strong expertise across the value chain, covering designing, sourcing, and manufacturing, ensures efficient processes and higher capacity utilization, resulting in a predictable business model with enhanced profitability.

Having established a robust business model, the Leather Garments Division is now positioned to benefit from operating leverage. With low incremental costs, additional sales directly translate into improved bottom-line performance. The focus in this segment is to cultivate long-term partnerships with a concentrated list of high-value customers while also diversifying its client base to reduce business risks.

To fuel further growth, Bhartiya has ramped up its marketing network by engaging agents in key geographies. These agents work on a variable incentive model linked to sales, making it a cost-effective growth strategy with minimal fixed cost investment for the company.





Accessories Division

The Accessories Division at Bhartiya plays a vital role in the global fashion market, manufacturing both leather and non-leather bags, accessories, and belts for esteemed international brands. The journey in this segment started over a decade ago, commencing with a factory dedicated to bags and accessories in Chennai.

Over the past two years, Bhartiya has successfully partnered with renowned fashion brands like Coach and Ralph Lauren, leading to their products being shipped to major fashion hubs worldwide. The division currently operates four facilities, one of which is located in Tada, Andhra Pradesh. This ultra-modern facility is equipped with state-of-the-art equipment and highly skilled resources at all levels, enabling it to deliver approximately one million pieces each year.

As with the other divisions, India's reputation as a reliable sourcing hub, coupled with Bhartiya's capabilities in design and product development, positions the Accessories Division for rapid growth over the next few years. The expertise extends across various categories, including bags, belts, wallets, and other small leather goods, and that are continually scaling up the manufacturing facilities to meet growing demand.

Textile Outerwear Division

Bhartiya's Textile Outerwear Division is known for delivering some of the best quality products to reputed retailers and brands. Specializing in a variety of styles for both men's and women's outerwear categories, this division has experienced rapid expansion in recent years.

A key factor behind their success is the cross-sell strategy, where it offers multiple product lines to the existing global

client base. This approach has not only strengthened the relationships with current customers but also attracted new ones, driving sustained growth in the segment.

To bolster its capabilities, Bhartiya has reinforced the production teams by leveraging a strong talent pool from the manufacturing industry. This strategic move ensures efficient operations and further contributes to sustained profitability. As we continue to focus on high-value products, the Textile Outerwear Division remains a significant lever for growth within the company, set to expand its business volume in the coming years.

Virtual Manufacturing Division

While Bhartiya continues to prioritize building manufacturing capabilities for its clients, the company has also identified an untapped opportunity in the virtual manufacturing space. India, especially post-Covid, has emerged as a key sourcing location for global customers and retailers within the apparel and fashion industry.

To strengthen the Virtual Manufacturing Division, Bhartiya has invested in enhancing its marketing and creative design teams. The goal is to expand partnerships within the UK, Europe, and the US. Additionally, it has begun building key partnerships in other strategically important regions outside the US and UK, seeking long-term collaborations with well-established volume retailers. Collaboration remains a central theme as Bhartiya builds teams, explores new partnerships, and collaborates with new customers to drive growth. The company is also focused on increasing wallet share with existing retail partners, fortifying relationships that contribute to mutual success. Strengthening its vendor network is a priority for Bhartiya, both within India and through manufacturing partnerships in Bangladesh and

China. This allows us to tap into new markets and enhance production capacity.

Key features of the business division are:

- Asset-light model with minimal working capital exposure and no fixed asset investments
- Scalable business model as capacity enhancement can be done without owning factories



Our Company

Human Resource

Bhartiya's human resources is the strong foundation for creating many possibilities for its business. During the year under review, the efficient operations of manufacturing units, market development and expansion for various products was the highlight of our people effort. Continuous people development for developing knowledge and skills coupled with sound people practices will deliver the talent needs of the organization. The organization took all the necessary precautions during pandemic and have extended support to the workers to sustain their livelihood. Many programs have been initiated to maintain the mental wellbeing of people and a continuous communication with the teams have been ensured to upkeep the motivation level intact. Massive vaccination drives at all locations couple with testing have ensured that our people and their families are safe and secured at all times. Our people are working round the clock to fulfil the deliverables promised to our customers thereby maintaining the customer delight. All this has been made possible due to the never-ending efforts of our teams and their belongingness towards the organization.

Internal Control

The Company has a proper and adequate system of internal controls to ensure that all assets are safeguarded and protected against loss from unauthorised use or disposition and that the transactions are authorised, recorded and reported correctly. Such internal controls are supplemented by an extensive programme of internal audits, review by management and documented policies, guidelines and procedures. These are designed to ensure that financial and other records are reliable for preparing financial information and other reports and for maintaining regular accountability of the Company's assets. The internal auditors present their report to the Audit Committee of the Board.

Financial Performance

On Consolidated basis, during the year under review, the Company achieved a turnover of Rs. 79859.80 Lakhs. The Net Profit/(loss) after taxes minority interest and share of profit/(loss) of associates was reported at Rs. 6257.63 Lakhs as against loss of Rs. 1656.39 Lakhs in the previous year.

On Standalone basis, during the year under review, the Company achieved a turnover of Rs. 66443.38 Lakhs. The Net Profit after taxes was reported at Rs. 1617.26 Lakhs as compared to Rs. 1194.90 Lakhs in the previous year.





Significant Changes in Financial Ratios

In accordance with SEBI (Listing Obligations and Disclosure Requirements) (Amendment) Regulations, 2018, a Company is required to give details of significant changes (change of 25% or more as compared to the immediate previous financial year) in its financial ratios.

Accordingly, on Standalone basis, Debtor Turnover ratio increased to 7.88 for FY 2022-23 compared to 6.29 in FY 2021-22 (an increase of 25.28%).

On consolidated basis, under the year review, Return on Capital employed increased to 30.25 for FY 2022-23 compared to 4.51 in FY 2021-22 (an increase of 570%).

Risk Management

The Company has made process which identifies, assesses and manages risk at Strategic, Operational and Compliance levels, across business units, functions and geographies. The board of directors are informed about the risks or opportunities that could have an adverse impact on the Company's operations or to that could be exploited to maximize the gains. The processes and procedures are in place to act in a time bound manner to manage the risks or opportunities. The risk management process is reviewed and evaluated by the board of directors. Bhartiya International's exposure to foreign currency risk is restricted to its imports and exports. These risks are minimized through well-thought-out financial operations, astute treasury management and effective use of hedge options.

Cautionary Statement

All the statements and assertions in this report regarding the projections, estimates and outlook are subject to current market situations and expected effects of future events on current and developing circumstances. Results may vary due to a number of factors, which could effect the Company's business operations, such as demand and supply conditions, price inputs, change in government levies and regulations, industrial relations and other economic variables in the country. Bhartiya International cannot be held responsible in any way for such statements and it undertakes no obligations to publicly update these to reflect subsequent events or circumstances.

Bhartiya City, Bengaluru, India

Located in Bengaluru; Bhartiya City is an urban smart city spanning across 125+ acres. Seamlessly integrating homes, schools, malls, and hotels, it offers a holistic and efficient lifestyle for its residents and people in Bengaluru. Cutting-edge technology drives sustainability, energy efficiency, and connectivity, enhancing the quality of life. This innovative urban marvel sets a new standard for urban planning and community development. The township is the single largest urban development of its kind within the corporation limits of any metropolitan city in the country.


The company's flagship residential brand 'Nikoo Homes' is India's first branded residential project with focus on Family, Community, Culture, Health, and Learning. The focus is to build communities and give families a chance to live a better life.

After successful launch of Nikoo 1 & 2 and with over 5000 happy Nikoo families residing, Nikoo 4 became one of the fastest selling projects on Bangalore. The company is in the process of launching Nikoo 5 shortly.

Bhartiya City has already developed 3 million square feet (msf) IT office space with another 1 msf under development.

The Leela Hotel & Convention Centre boasts of one of the largest convention centres in Bengaluru. It regularly hosts events and conventions and is becoming a popular destination for large scale events. Bhartiya City also





features luxury private residences located at the city center overlooking lush green Central Park. Defined by a sophisticated sense of style and luxurious finishes, these residences come embellished with the legendary Leela service.

The much-awaited Mall of Bengaluru is open to public. With popular brands like Mango, Marks & Spencer, Lifestyle, Apple, Bose etc.; the mall has become the entertainment and shopping capital. With events and international concerts taking place, PVR opening, food court and great restaurants opening up; the mall offers everything as envisioned. The Mall provides an experience where art, culture, shopping, retail, and entertainment all converge in bringing thousands of people together from in and around Bengaluru city.

The city that started with a dream to create a good life is now a reality and a known landmark in Bengaluru.

BOARD'S REPORT

Your Directors' are pleased to present the Thirty Sixth Annual Report on the business and operations of the Company together with Audited Financial Statements for the financial year ended 31st March, 2023 ("year under review").

FINANCIAL RESULTS

The consolidated and standalone financial results of the Company for the financial year ended 31st March, 2023 are as follows:

(Rs. in Lakhs)

Particulars	Consolidated		Standalone	
	2022-23	2021-22	2022-23	2021-22
Net Sales/ Income from Operations	79859.80	69350.95	66443.38	53085.40
Other Income	335.74	3217.40	346.22	463.56
Total Income	80195.54	72568.35	66789.60	53548.96
Profit before Interest, Tax & Depreciation	8227.05	6764.75	6610.12	4796.40
Finance Cost	3669.60	2327.53	3445.43	2272.86
Profit before Tax & Depreciation	4557.45	4437.22	3164.69	2523.54
Depreciation	2522.78	2380.63	980.73	834.80
Profit Before Tax	2034.67	2056.59	2183.96	1688.74
Tax Expenses	592.96	546.00	566.70	493.84
Net Profit after Tax	1441.71	1510.59	1617.26	1194.90
Share of Net Profit/(Loss) of Associates	4815.92	(3167.02)	-	-
Net Profit/Loss	6257.63	(1656.43)	1617.26	1194.90
Other Comprehensive Income	(33.84)	25.26	(34.23)	22.08
Total Comprehensive Income for the Year	6223.79	(1631.17)	1583.03	1216.98
Paid up Equity Share Capital	1220.71	1220.71	1220.71	1220.71
Reserve (Excl. Revaluation Reserve)	37565.80	31105.35	30721.95	29138.92
Earning per Share (Basic) Rs.	50.98	(13.36)	13.59	9.79
Earning per Share (Diluted) Rs.	50.91	(13.34)	13.23	9.78
Dividend	-	-	-	-

PERFORMANCE REVIEW

On Consolidated basis, during the year under review, the Company achieved a turnover of Rs. 79859.80 Lakhs. The Net Profit/(loss) after taxes minority interest and share of profit/(loss) of associates was reported at Rs. 6257.63 Lakhs as against loss of Rs. 1656.39 Lakhs in the previous year.

On Standalone basis, during the year under review, the Company achieved a turnover of Rs. 66443.38 Lakhs. The Net Profit after taxes was reported at Rs. 1617.26 Lakhs as compared to Rs. 1194.90 Lakhs in the previous year.

SHARE CAPITAL

During the year under review, no changes took place in the Share Capital of the Company.

As on 31st March, 2023, Mr. Manoj Khattar, Whole-Time Director of the Company holds instruments convertible into equity shares of the Company.

DIVIDEND

In order to conserve the resources of the Company by taking into account the prevailing economic situation and the need of resources for growth, the Board of Directors of the Company thought it was prudent not to recommend any dividend on the Equity Shares of the Company for the Financial Year ended 31st March, 2023.

Pursuant to Regulation 43A of the SEBI (Listing Obligations and Disclosure Requirements) Regulations, 2015, the requirement for adopting the Policy for dividend distribution is not applicable to the Company during FY 2022-23.

DETAILS AND PERFORMANCE OF SUBSIDIARY COMPANIES

Domestic Subsidiaries

Bhartiya Global Marketing Limited

It is a Global Marketing Company engaged in the export of textile and leather garments. The net loss was reported at Rs. 0.25 lakhs during the financial year 2022-23.

J&J Leather Enterprises Limited

This Company is a tannery to support our leather garments and accessories business through conversion of wet blue leather into finished leather. The total revenues of the Company stood Rs. 1714.34 lakhs and the net profit as Rs. 15.35 lakhs during the financial year 2022-23.

Bhartiya International SEZ Limited

The Company is incorporated to develop sector specific Special Economic Zone (SEZ) of Leather & Leather Products. It is a joint venture between Bhartiya International Limited and Andhra Pradesh Industrial Infrastructure Corporation. The total revenues of the Company reported Rs. 53.19 lakhs and the net loss as Rs. 31.73 lakhs during the financial year 2022-23.

Bhartiya Fashion Retail Limited

The Company had registered a profit of Rs. 1.90 lakhs for the financial year 2022-23.

Bhartiya Urban Infrastructure Limited

The Company incurred a loss of Rs. 0.31 lakhs for the financial year 2022-23.

Overseas Subsidiaries

Ultima S.A. Switzerland

The Company is engaged in marketing and selling outerwear including leather garments, accessories and textile products in Europe. The total revenues of the Company reported as CHF 76,05,823.50 and the net loss as CHF 17,63,353.65 during the financial year 2022-23.

World Fashion Trade Limited, Mauritius

The Company registered income of HK\$ 495 and net loss of HK\$ 1,25,995 for the period ended 31st March 2023.

Ultima Italia SRL, Italy

This company markets all fashion products including fur and leather garments in Italian market. The total revenues of the Company reported as Euro 33,47,938 and the net profit as Euro 607 during the financial year 2022-23.

Design Industry Limited, Hongkong

This company is engaged in sourcing of outerwear (including leather, PU Garments, fashion accessories) and textile product from China and India for marketing and selling in Europe. The total revenues of the Company reported as HK\$ 60,347,573 and the net profit as HK\$ 12,182,278 during the reported period.

Design Industry China Limited, China

Design Industry China Limited is a wholly owned subsidiary of Ultima S.A. This company is engaged in marketing and selling of outerwear (including leather, PU Garments, fashion accessories) from China for marketing and selling in China. The total revenue of the Company reported as RMB Yuan 45,20,901.50 and the net profit as RMB Yuan 3,09,473.87 during the financial year.

New Subsidiary /Associate Company Incorporated / Dissolved during the year

No new Subsidiary or Associate Company was incorporated acquired during the year under review. Also, no subsidiary/ or Associate Company was dissolved during the year however Bhartiya Urban Private Limited, an associate of the Company, has signed a Definitive Agreement for finalising a transaction to transfer the entire shareholding of its wholly owned subsidiaries namely Milestone Buildcon Private Limited and Milecon IT Park 3B Private Limited, to Reco Bangalore Private Limited, Singapore.

FINANCIAL STATEMENTS

As mandated by the Ministry of Corporate Affairs, the financial statements for the year ended on 31st March, 2023 has been prepared in accordance with the Indian Accounting Standards (IND AS) notified under Section 133 of the Companies Act, 2013 read with the Companies (Accounts) Rules, 2014. The estimates and judgements relating to the Financial Statements are made on a prudent basis, so as to reflect in a true and fair manner, the form and substance of transactions and reasonably present the Company's state of affairs, profits and cash flows for the year ended 31st March, 2023.

Consolidated Financial Statements

The Consolidated Financial Statements of the Company are prepared in accordance with the relevant Indian Accounting Standards issued by the Institute of Chartered Accountants of India and forms an integral part of this Report.

Pursuant to Section 129(3) of the Companies Act, 2013 read with Rule 5 of the Companies (Accounts) Rules, 2014, a statement containing salient features of the financial statements of Subsidiaries/Associate Companies/Joint Ventures is given in Form AOC-1 and forms an integral part Annual Report for FY 22-23.

EMPLOYEES STOCK OPTION PLAN

The Nomination and Remuneration Committee of the Board of Directors of the Company, inter alia, administers and monitors the Employees' Stock Option Scheme of the Company in accordance with the Securities and Exchange Board of India (Employee Stock Option Scheme and Employee Stock Purchase Scheme) Guidelines, 1999 ('the SEBI Guidelines') read with Securities and Exchange Board of India (Share Based Employee Benefits) Regulations, 2014 as amended from time to time.

The Company has received a certificate from the Secretarial Auditors of the Company that the Scheme has been implemented in accordance with the SEBI Guidelines and the resolution passed by the shareholders. The certificate would be placed at the Annual General Meeting for inspection by members.

Statement Pursuant to Regulation 14 of the SEBI (Share Based Employee Benefits) Regulations, 2014 as at 31st March, 2023, are set out in **Annexure-'A'** to this Report.

DIRECTORS

Retirement by rotation and subsequent re-appointment

In accordance with the provisions of Section 152 of the Companies Act, 2013, Mr. Snehdeep Aggarwal (DIN: 00928080), is liable to retire by rotation at the ensuing Annual General Meeting and being eligible, has offered himself for re-appointment. The Board of Directors recommends his re-appointment and the matter is being placed for the approval of members at the ensuing Annual General Meeting of the Company.

Re-appointment of Whole-time Director (Mr. Manoj Khattar)

Subject to shareholders' approval at ensuing Annual General Meeting, Board of Directors in their meeting held on 11th August, 2023, based on the recommendation of Nomination and Remuneration Committee and Audit Committee and upon considering the expertise of Mr. Manoj Khattar (DIN: 00694981) in the company's business and his exceptional leadership and strong performance, had approved his re-appointment as the Whole-time Director of the Company for a second term of five years commencing from 13th August, 2023 and remuneration payable thereof.

The requisite declaration and eligibility confirmations under the provisions of the Act and Securities and Exchange Board of India ("SEBI") Regulations were received from Mr. Manoj Khattar on account of his re-appointment effective from 13th August, 2023.

KEY MANAGERIAL PERSONNEL

The following are the Key Managerial Personnel of the Company during the year under review.

Sl. No.	Name of the person	Designation
1.	Mr. Manoj Khattar	Whole-Time Director
2.	Mr. Raj Kumar Chawla	Chief Financial Officer
3.	Mr. Yogesh Kumar Gautam	Company Secretary

DIRECTORS' RESPONSIBILITY STATEMENT

To the best of knowledge and belief and according to the information and explanations obtained, your Directors make the following statement in terms of Section 134(3)(c) of the Companies Act, 2013:

- a) that in the preparation of the annual accounts for the financial year ended 31st March, 2023, the applicable accounting standards had been followed along with proper explanation relating to material departures;
- b) that the directors had selected such accounting policies and applied them consistently and made judgments and estimates that are reasonable and prudent so as to give a true and fair view of the state of affairs of the company as at 31st March, 2023 and of the profit of the company for the year ended on that date;
- c) that the directors had taken proper and sufficient care for the maintenance of adequate accounting records in accordance with the provisions of this Act for safeguarding the assets of the company and for preventing and detecting fraud and other irregularities;
- d) that the annual accounts have been prepared on a going concern basis; and
- e) that the directors, had laid down internal financial controls to be followed by the company and that such internal financial controls are adequate and were operating effectively; and
- f) that the directors had devised proper systems to ensure compliance with the provisions of all applicable laws and that such systems were adequate and operating effectively.

NUMBER OF MEETINGS OF THE BOARD

During the Financial Year 2022-23, five Board Meetings of the Company were held. The details of the Meetings of the Board held during the Financial Year 2022-23 forms part of the Corporate Governance Report.

NOMINATION, REMUNERATION AND BOARD DIVERSITY POLICY

The Board of Directors has framed a policy which lays down a framework in relation to remuneration of Directors, Key Managerial Personnel and Senior Management of the Company. The Policy broadly lays down the guiding principles, philosophy and the basis for payment of remuneration to Executive and Non-Executive Directors. This policy also lays down the criteria for selection and appointment of Board members. The policy also provides the criteria for determining qualifications, positive attributes and Independence of Directors and criteria for appointment of Key Managerial Personnel/Senior Management and performance evaluation which are considered by the Nomination and Remuneration Committee and the Board of Directors while making selection of the candidates.

BOARD EVALUATION

Pursuant to the applicable provisions of the Act and the Listing Regulations, the Board has carried out an Annual Evaluation of its own performance, performance of the Directors and the working of its committees on the evaluation criteria defined by Nomination and Remuneration Committee for performance evaluation process of the Board, its Committees and Directors.

The Board's functioning was evaluated on various aspects, including inter-alia the structure of the Board, meeting of the Board, functions of the Board, degree of fulfilment of key responsibilities, establishment and delineation of responsibilities to various Committees, effectiveness of Board processes, information and functioning.

The Committees of the Board were assessed on the degree of fulfilment of key responsibilities, adequacy of Committee composition and effectiveness of Meetings. The Directors were evaluated on aspects such as attendance, contribution at Board/ Committee Meetings and guidance/support to the Management outside Board / Committee Meetings.

The performance assessment of Non-Independent Directors and the Whole-Time Director, Board as a whole and the Chairman were evaluated in separate meetings of Independent Directors held on 15th March, 2023 without the presence of Non-Independent Directors and members of the management.

The same was also discussed in the meetings of the Nomination and Remuneration Committee and the Board. Performance evaluation of Independent Directors was done by the entire Board, excluding the Independent Director being evaluated.

The Board of Directors expressed their satisfaction with the evaluation process.

FAMILIARISATION PROGRAM FOR INDEPENDENT DIRECTORS

All Independent Directors are familiarised with the operations and functioning of the Company at the time of their appointment and on an ongoing basis. The details of the training and familiarisation program are provided in the Corporate Governance Report and is also available on the website of the Company at <https://www.bhartiyafashion.com/download/FAMILIARISATION-PROGRAMME-FOR-INDEPENDENT-DIRECTORS-2022-2023.pdf>

MANAGEMENT DISCUSSION & ANALYSIS

The Management Discussion and Analysis Report on the operations of the Company, as required under the SEBI (Listing Obligations and Disclosure Requirements) Regulations, 2015 as amended is provided in a separate section and forms an integral part of this Report.

STATUTORY AUDIT

At the Annual General Meeting (AGM) held on 29th September, 2022, M/s. Sushil Poddar & Co., Chartered Accountants (Firm Registration No. 014969N) appointed as the Statutory Auditors of the Company for an initial term of 5 years. The Ministry of Corporate Affairs vide notification No. S.O. 1833(E) dated 7th May, 2018, has done away with the requirement of seeking ratification of members for appointment of auditors at every Annual General Meeting. Accordingly, no resolution is being proposed for ratification of appointment of Statutory Auditors at the 36th Annual General Meeting.

The Report given by M/s. Sushil Poddar & Co., Chartered Accountants, Statutory Auditors on the financial statement of the Company for the year 2022-23 forms part of the Annual Report. There has been no qualification, reservation or adverse remark or disclaimer in their Report.

During the year under review, the Auditors did not report any matter under Section 143 (12) of the Act, therefore no detail is required to be disclosed under Section 134 (3)(ca) of the Act.

SECRETARIAL AUDIT

Pursuant to the provisions of Section 204 of the Companies Act, 2013 and rules made thereunder, the Company had appointed Mr. Ravi Sharma., Practicing Company Secretary, FCS NO. 4468, C. P. NO. 3666 from M/s. RSM & Co. to undertake the Secretarial Audit of the Company for the year ended 31st March, 2023. The Secretarial Audit Report is annexed as **Annexure 'B'** and forms an integral part of this Report. There is no secretarial audit qualification for the year under review.

Pursuant to Regulation 24A of Listing Regulations read with SEBI Circular No. CIR/CFD/CMD1/27/2019 dated 8th February, 2019, the Annual Secretarial Compliance Report of the Company for the period ending 31st March, 2023, was submitted to the stock exchanges and is uploaded on the website of the Company i.e. www.bhartiya.com.

COMMITTEES

The Board of Directors has the following mandatory Committees:

1. Audit Committee
2. Nomination and Remuneration Committee
3. Stakeholders' Relationship Committee
4. Corporate Social Responsibility Committee

The details of the composition of Committees, terms of reference and numbers of Meetings held during the Financial Year 2022-23 is provided in the Corporate Governance Report.

CORPORATE SOCIAL RESPONSIBILITY (CSR)

As a part of its initiative under the "Corporate Social Responsibility" (CSR) drive, the company has undertaken projects in education and rural development projects. These projects are in accordance with Schedule VII of the Act and the Company's CSR policy.

The Report on CSR activities as required under the Companies (CSR Policy) Rules, 2014 along with the brief outline and contents of the CSR policy are annexed as **Annexure 'C'** and forms an integral part of this Report. The Policy has been uploaded on Company's website at www.bhartiya.com.

CORPORATE GOVERNANCE

As per Regulation 34 (3) read with Schedule V of the SEBI (Listing Obligations and Disclosure Requirements) Regulations, 2015, a separate section on corporate governance practices followed by the Company, together with a certificate from the Company's Statutory Auditors confirming compliance forms an integral part of this Report.

BUSINESS RESPONSIBILITY REPORTING

The Business Responsibility Reporting as required under Regulation 34(2)(f) of the Securities and Exchange Board of India (Listing Obligations and Disclosure Requirements) Regulations, 2015 with the Stock Exchanges is not applicable to your Company for the financial year ending 31st March, 2023.

ANNUAL RETURN

Pursuant to Section 134(3)(a) and Section 92(3) of the Act read with Companies (Management and Administration) Rules, 2014, the Annual Return for the Financial Year 2022-23, has been hosted on the Company's website www.bhartiya.com and weblink for the same is <https://bhartiyaofashion.com/download/ANNUAL-RETURN-2023.pdf>.

RELATED PARTY TRANSACTIONS

All transactions entered with related parties for the year under review were on an arm's length basis and in ordinary course of business and the provisions of Section 188 of the Companies Act, 2013 are not attracted. Thus, disclosure in the form AOC-2 is not required. There were no material Related Party Transactions (RPTs) undertaken by the Company during the year that require shareholders' approval under Regulation 23 (4) of SEBI Regulations or Section 188 of the Act. All related party transactions are mentioned in the Notes to the Financial Statements.

All transactions with related parties were reviewed and approved by the Audit Committee and were in accordance with the Policy on dealing with and materiality of related party transactions. There are no materially significant related party transactions that may have potential conflict with the interest of the Company. All contracts/arrangements/transactions entered into by the Company during the year under review with related parties were in the ordinary course of business and on arm's length basis in terms of provisions of the Act. Further, there are no contracts or arrangements entered into under Section 188(1) of the Act, hence no justification has been separately provided in that regard.

Omnibus approval is obtained for the transactions which are foreseen and repetitive in nature with Related Parties. A statement giving details of all the related party transactions is placed before the Audit Committee and Board for review and approval on a quarterly basis.

The details of RPTs during financial year 2022-23, including transactions with person or entity belonging to promoter/promoter group which holds 10% or more shareholding in the company are provided in accompanying financial statements.

The SEBI vide amendments to the Listing Regulations had introduced substantial changes in the related party transaction framework, inter alia, by enhancing the purview of the definition of related party and overall scope of transactions with related parties. During the year under review, the Board of Directors based on recommendations of the Audit Committee approved revisions to the Policy on dealing with and materiality of Related Party Transactions and framework for transaction with related parties of the Company to define the ordinary course of business, review of material related party transactions and revise the thresholds for entering transactions with related parties and terms thereto. The Company's Policy on dealing with and materiality of related party transactions is available on the website of the Company at <https://bhartiyaofashion.com/download/POLICY-ON-RELATED-PARTY-TRANSACTIONS.pdf>.

None of the Directors has any pecuniary relationship or transactions vis-à-vis the Company except remuneration and sitting fees.

PARTICULARS OF LOANS, GUARANTEES OR INVESTMENTS BY COMPANY

Details of Loans, Guarantees and Investments covered under the provisions of Section 186 of the Companies Act, 2013 are given in the notes to Financial Statements.

RISK MANAGEMENT

The Company has adequate risk management process to identify and notify the board of directors about the risks or opportunities that could have an adverse impact on the Company's operations or that could be exploited to maximize the gains. The processes and procedures are in place to act in a time bound manner to manage the risks or opportunities. The Company's approach to addressing business risks is comprehensive and includes periodic review of such risks and a

framework for mitigating controls and reporting mechanism of such risks. Bhartiya International's exposure to foreign currency risk is restricted to its imports and exports. These risks are minimized through well-thought-out financial operations, astute treasury management and effective use of hedge options.

VIGIL MECHANISM/WHISTLE BLOWER POLICY

The Company has a Whistle Blower Policy to report genuine concerns or grievances. The Whistle Blower Policy has been posted on the website of the Company (www.bhartiya.com).

ENVIRONMENT AND SAFETY

The Company is conscious of the importance of environmentally clean and safe operations. The Company's policy requires conduct of operations in such a manner so as to ensure safety of all concerned, compliances environmental regulations and preservation of natural resources.

As required by the Sexual Harassment of Women at Workplace (Prevention, Prohibition & Redressal) Act, 2013, the Company has formulated and implemented a policy on prevention of sexual harassment at the workplace with a mechanism of lodging complaints. Besides, redressal is placed on the intranet for the benefit of employees. Further, the Company has complied with provision relating to the constitution of Internal Complaint Committee under the Sexual Harassment of Women at Workplace (Prevention, Prohibition and Redressal) Act, 2013 (14 of 2013). There was no instance reported for sexual harassment at workplace during the year under review.

INTERNAL CONTROL SYSTEMS AND THEIR ADEQUACY

The Company has a proper and adequate system of internal controls to ensure that all assets are safeguarded and protected against loss from unauthorised use or disposition and that the transactions are authorised, recorded and reported correctly. Such internal controls are supplemented by an extensive programme of internal audits, review by management and documented policies, guidelines and procedures. These are designed to ensure that financial and other records are reliable for preparing financial information and other reports and for maintaining regular accountability of the Company's assets. The internal auditors present their report to the Audit Committee of the Board.

The Audit Committee of the Board of Directors actively reviews the adequacy and effectiveness of the internal control systems and suggests improvements to strengthen the same. The Company has a robust Management Information System, which is an integral part of the control mechanism.

CREDIT RATING

Rating Committee of India Ratings and Research (Ind-Ra) has upgraded the long-term issuer rating of the Company to **IND BBB** (pronounced IND triple B) with **stable outlook**. Ind-Ra has assigned rating of IND BBB/ Stable/ IND A2 for Fund-based based working capital limits of Rs. 471.10 crores and term loan of Rs. 69.50 crores. Agency has assigned rating IND A2 for non-fund based working capital limits of Rs. 66.35 cr. The outlook on the long-term rating has been revised from Negative to Stable.

MATERIAL CHANGES AND COMMITMENTS

There are no material changes or commitments affecting the financial position of the Company which have occurred between the end of the financial year and the date of this Report, the business operations and financial position of the Company detailed in this Report as well as Notes to the Financial Statements of the Company.

SECURITIES AND EXCHANGE BOARD OF INDIA (LISTING OBLIGATIONS AND DISCLOSURE REQUIREMENTS) REGULATIONS, 2015

The Company's securities are listed at the following Stock Exchanges in India:

BSE Limited

National Stock Exchange of India Limited

The Annual Listing fee for the Financial Year 2022-23 has already been paid to both the above Stock Exchanges.

COMPLIANCE OF SECRETARIAL STANDARDS

During the financial year under review, the Company has complied all applicable Secretarial Standards specified by the Institute of Company Secretaries of India pursuant to Section 118 of the Companies Act, 2013.

SIGNIFICANT AND MATERIAL ORDERS PASSED BY THE REGULATORS OR COURTS

There are no significant and material orders by the Regulators/Courts that would impact the going concern status of the Company and its future operations.

COST AUDIT AND MAINTANANCE OF COST RECORD

As per the Companies (Cost Records and Audit) Rules, 2014, Cost Audit is not applicable to the Company for the financial year 2022-23.

Further, maintenance of cost record as specified by the Central Government, under sub-section-1 of Section 148 of the Companies Act, 2013 is not required.

ENERGY CONSERVATION, TECHNOLOGY ABSORPTION AND FOREIGN EXCHANGE EARNINGS AND OUTGO.

Information in accordance with the provision of Section 134 (3)(m) of the Companies Act, 2013, read with Rule 8(3) of the Companies (Accounts) Rules, 2014 for the year ended 31st March, 2023 on the Conservation of Energy, Technology Absorption and Foreign Exchange Earnings and outgo is given in the **Annexure 'D'** forming part of this report.

HUMAN RESOURCES

At Bhartiya, our objective is to align the talent pool with our core business values and brand philosophy while imparting technical skills and promote solution-oriented mindset which are business growth enablers. We have committed to provide them the platform to experiment and embrace new opportunities in-order to serve the customers of tomorrow. Bhartiya's people assets is the strong foundation for creating many possibilities for its business. Our approach towards attracting and nurturing finest quality of talent is a combination of empowerment and accountability that provides people lifelong development opportunities and make them change leaders. Talent sourced across India gets the opportunity to be positioned in high impact roles at Bhartiya and deploy functional mastery to deliver innovative solutions while contributing to our operational excellence and overall business strategy. During the year under review, the efficient operations of manufacturing units, market development and expansion for various products was the highlight of our people effort. Continuous people development for developing knowledge and skills coupled with sound people practices will deliver the talent needs of the organization.

We strive to build a deep talent bench of high-quality leaders through a culture of continuous learning, innovation, and collaboration by providing leading-edge learning and development support to our managers.

PARTICULARS OF EMPLOYEES

During the financial year 2022-23, the Company had 291 employees.

In terms of the provisions of Section 197(12) of the Companies Act, 2013, read with Rules 5(2) and 5(3) of the Companies (Appointment and Remuneration of Managerial Personnel) Rules, 2014, as amended, a statement showing the names and other particulars of the employees drawing remuneration in excess of the limits set out in the said rules forms part of this report.

Further, the disclosures pertaining to remuneration and other details as required under Section 197(12) of the Companies Act, 2013 read with Rule 5(1) of the Companies (Appointment and Remuneration of Managerial Personnel) Rules, 2014, forms part of this Report.

Having regard to the provisions of the second proviso to Section 136(1) of the Act, the Annual Report excluding the aforesaid information is being sent to the members of the Company. The said information is available for inspection at the registered office of the Company during business hours on working days upto the date of ensuing Annual General Meeting. Any member interested in obtaining such information may write to the Company Secretary and the same will be furnished on request. The Annual Report including the aforesaid information is also available on the Company's website.

None of the employees listed in the said Annexure is a relative of any Director of the Company. None of the employees hold (by himself or along with his spouse and dependent children) more than two percent of the equity shares of the Company.

DEMAT SUSPENSE ACCOUNT FOR UNCLAIMED SHARES

There are no unclaimed shares of the Company.

PUBLIC DEPOSIT

The Company has neither invited/ nor accepted any deposits during the year within the meaning of Section 73 of the Companies Act, 2013, read with Companies (Acceptance of Deposit) Rules, 2014.

AWARDS AND ACCOLADES

Your Company continues to win awards year after year, reiterating its credible market position. Some awards received during the previous three Financial Years by the Company are as given below:

- (a) First Place Export Award from Council For Leather Export – Northern Region (Category above Rs.200 Crores – Leather Garments) year – 2020-2021.
- (b) First Place Export Award from Council For Leather Export – Northern Region (Category above Rs.300 Crores – Leather Garments) year – 2019-2020.

GENERAL

Your Directors state that no disclosure or reporting is required in respect of the following matters as there were no transactions on these matters during the year under review:

- a) Details relating to deposits covered under Chapter V of the Act.
- b) Neither the Managing Director nor the Whole-time Directors of the Company receive any remuneration and commission from any of its subsidiaries.
- c) No significant or material orders were passed by the Regulators or Courts or Tribunals which impact the going concern status and Company's operations in future.
- d) No frauds has been reported by the Auditors to the Audit Committee or the Board.
- e) There has been no changes in the nature of business of the Company.

ACKNOWLEDGEMENTS

Your Directors are highly grateful for all the help, guidance and support received from the valued customers, suppliers, vendors, other business associates, various government and local authorities as well as the various Banks.

The Board places on record its appreciation for the devoted and dedicated services rendered by all the employees in taking the Company forward.

For and on behalf of the Board

Snehdeep Aggarwal

Chairman

DIN: 00928080

Gurugram, 11th August, 2023

ANNEXURE A (ESOP DISCLOSURE)

Statement Pursuant to Regulation 14 of the SEBI (Share Based Employee Benefits) Regulations, 2014

The details of the Employees Stock Option Plan, 2013 approved by the Company is valid as on date and there has been no variation in the Scheme.

- A. Relevant disclosures in terms of the "Guidance note on accounting for employee share-based payments" issued by ICAI or any other relevant accounting standards as prescribed from time to time are provided on the weblink: www.bhartiyafashion.com
- B. Basic and Diluted EPS in Indian accordance with "Indian Accounting Standard - 33 Earnings Per Share" issued by ICAI is as under: Rs. 13.39 and Rs. 13.23 on standalone basis

Particulars	Standalone (in Rs.)	Consolidated (in Rs.)
Basic EPS	13.39	51.03
Diluted EPS	13.23	50.94

- C. Details related to Employees Stock Option Plan, 2013.

Name of the Scheme	Employees Stock Option Plan, 2013
Date of shareholders approval	September 23, 2013
Total number of options approved under ESOS	400,000
Vesting requirements	The minimum vesting period shall be 1 (one) year from the date of grant and may extend upto 4 (four) years as may be determined by the Board/ Nomination and Remuneration Committee.
Exercise price or pricing formula	The Exercise Price per option shall be such discounted price to the Market Price of the Equity Shares of the Company as may be determined by the Board / Nomination and Remuneration Committee.
Maximum term of options granted	The options vested should be exercise within 5 years from the date of such respective vesting.
Source of shares (primary, secondary or combination)	Primary
Variation in terms of options	None
Method used for accounting of ESOPs	Fair Value
Where the company opts for expensing of the options using the intrinsic value of the options, the difference between the employee compensation cost so computed and the employee compensation cost that shall have been recognized if it had used the fair value of the options shall be disclosed. The impact of this difference on profits and on EPS of the Company shall also be disclosed	Not applicable

- D. Details of options granted to senior managerial personnel or identified employees is as under:

Particulars	Year Ended 31 st March, 2023
Senior managerial personnel	NIL
Any other employees who received a grant in any one year of Options amounting to 5% or more of the Options granted during that year.	NIL
Identified employees who were granted Options during any one year, equal to or exceeding 1% of the issued capital (excluding outstanding warrants and conversions) of the Company at the time of grant.	NIL

E. The activity in the Employees Stock Option Plan during the year ended 31st March, 2023 is as under:

Particulars	Year ended 31st March, 2023
Number of options outstanding at the beginning of the period	20,751
Number of options granted during the year	Nil
Number of options forfeited / lapsed during the year	Nil
Number of options vested during the year	Nil
Number of options exercised during the year	Nil
Number of shares arising as a result of exercise of options	Nil
Money realized by exercise of options (INR), if scheme is implemented directly by the company	Not Applicable
Loan repaid by the Trust during the year from exercise price received	NA
Number of options outstanding at the end of the year	20,751
Number of options exercisable at the end of the year	20,751
Weighted average exercise price and weighted average fair value of Options granted during the year for Options whose exercise price either equals or exceeds or is less than the market price of the stock. Options whose exercise price is less than the market price: - Weighted average exercise price of options - Weighted average fair value of options	NA NA
A description of the method and significant assumptions used during the year to estimate the fair value of options including the following information: - Date of Grant - Weighted average share price - Exercise price - Expected volatility - Option life (comprising of weighted average of vesting period and exercise period) - Expected dividends - Risk free rate of return	Not Applicable as no options were granted during the year.
The method used and the assumptions made to incorporate the effects of expected early exercise	Historical data for early exercise of Options is not accurate / uniform, hence not considered in expected life calculations.
How expected volatility was determined, including an explanation of the extent to which expected volatility was based on historical volatility; and	Volatility is the measure of the amount by which a price has fluctuated or is expected to fluctuate during a period. The measure of volatility used in the Black-Scholes options pricing model is the annualized standard deviation of the continuously compounded rates of return on the stock over a period of time. For calculating volatility, the daily volatility of the stock prices on the National Stock Exchange, over twelve months period prior to the date of grant has been considered.
Whether and how any other features of the option grant were incorporated into the measurement of fair value, such as a market condition	No other feature has been considered for fair valuation of options except as mentioned in the points above.

**ANNEXURE B
(SECRETARIAL AUDIT REPORT)
FORM NO. MR-3**

FOR THE FINANCIAL YEAR ENDED ON 31ST MARCH, 2023

[Pursuant to section 204(1) of the Companies Act, 2013 read with Rule No. 9 of the Companies (Appointment and Remuneration of Managerial Personnel) Rules, 2014

The Members

Bhartiya International Limited
56/7, Nallambakkam Village (via Vandalur)
Chennai TN 600048

We have conducted the Secretarial Audit of the compliances of applicable statutory provisions and the adherence to good corporate practices by **BHARTIYA INTERNATIONAL LIMITED** (hereinafter called the Company"). The Secretarial Audit was conducted in a manner that provided us a reasonable basis for evaluating the corporate conducts / statutory compliances and expressing our opinion thereon.

Based on our verification of the Company's books, papers, minute books, forms and returns filed and other records maintained by the company and also the information provided by the Company, its officers, agents and authorized representatives during the conduct of secretarial audit, we hereby report that in our opinion, the Company has, during the audit period covering the Financial Year ended on March 31, 2023 complied with the statutory provisions listed hereunder and also that the Company has proper Board - Processes and Compliance – Mechanism in place to the extent, in the manner and subject to the reporting made hereinafter:-

We have examined the books, papers, minute books, forms and returns filed and other records maintained by the Company for the Financial Year ended on 31st March, 2023 according to the provisions of :-

1. The Companies Act, 2013("the Act") and Rules made thereunder as amended/modified;
2. The Securities Contracts (Regulation) Act, 1956 ('SCRA') and the Rules made thereunder;
3. The Depositories Act, 1996 and the Regulations and Bye - laws framed thereunder;
4. The Foreign Exchange Management Act, 1999 and the Rules and Regulations made thereunder to the extent of Foreign Direct Investment, Overseas Direct Investment and External Commercial Borrowings;
5. The following Regulations and Guidelines prescribed under the Securities and Exchange Board of India Act, 1992 ('SEBI Act'):-
 - a) The Securities and Exchange Board of India (Substantial Acquisition of Shares and Takeovers) Regulations, 2011 to the extent applicable;
 - b) The Securities and Exchange Board of India (Prohibition of Insider Trading) Regulations, 2015 to the extent applicable;
 - c) The Securities and Exchange Board of India (Issue of Capital and Disclosure Requirements) Regulations, 2018 (**Not applicable to the Company during the audit period**);
 - d) The Securities and Exchange Board of India (Share Based Employee Benefits and Sweat Equity) Regulations, 2021 (**Not applicable to the Company during the Review Period**);
 - e) The Securities and Exchange Board of India (Issue and Listing of Non-convertible Securities) Regulations, 2021 (**Not applicable to the Company during the audit period**);
 - f) The Securities and Exchange Board of India (Registrar to an Issue and Share Transfer Agents) Regulations, 1993 regarding the Companies Act and dealing with client to the extent of securities issued;
 - g) The Securities and Exchange Board of India (Delisting of Equity Shares) Regulations, 2021 (**Not applicable to the Company during the audit period**);
 - h) The Securities and Exchange Board of India (Buyback of Securities) Regulations, 2018 (**Not applicable to the company during the audit period**) and
 - i) The Securities and Exchange Board of India (Listing Obligations and Disclosure Requirements) Regulations, 2015 and amendments from time to time, to the extent applicable;

j) Securities and Exchange Board of India (Investor Protection and Education Fund) Regulation, 2009 to the extent applicable.

6. We further report that, having to the compliance system prevailing in the Company and on examination of the relevant documents and records in pursuance thereof, on test check basis, the Company has complied with the laws and Regulations applicable to the Company;

We further report that the compliances by the Company of applicable financial laws, like direct and indirect tax laws, has not been reviewed in this Audit since the same have been subject to review by statutory financial auditor and other designated professionals.

We have also examined compliance with the applicable clause of the following:

- i) Secretarial Standard with regard to meeting of Board of Directors (SS-1) and General Meetings (SS-2) issued by the Institute of Company Secretaries of India;
- ii) SEBI (Listing Obligations and Disclosure Requirements) Regulations, 2015 ("Listing Regulations").

During the period under review the Company has complied with the provisions of the Act, Rules, Regulations, Guidelines and Standards etc. mentioned above.

We further report that: -

The Board of Directors of the Company is duly constituted with proper balance of Executive Directors, Non-Executive Directors and Independent Directors. The Changes in the composition of the Board of Directors that took place during the period under review were carried out in compliance with the provisions of the Act;

Adequate notice is given to all Directors to schedule the Board Meetings, agenda and detailed notes on agenda were sent at least seven days in advance, and a system exists for seeking and obtaining further information and clarification on the agenda items before the meeting and for meaningful participation at the meeting; and

All decisions at Board Meetings and Committee Meetings are carried out unanimously as recorded in the minutes of meetings of the Board of Directors or committee of the Board, as the case may be.

There are adequate systems and processes in the Company commensurate with the size and operations of the company to monitor and ensure compliances with applicable laws, rules, regulations and guidelines.

We further report that during the audit period, there were no specific events / actions having a major bearing on the Company's affairs in pursuance of the above referred laws, rules, regulations, guidelines, standards, etc.

This report is to be read with our letter of even date which is annexed as "**Annexure-A**" and forms an integral part of this report.

For RSM & Co.
Company Secretaries

CS RAVI SHARMA
Partner
FCS: 4468 | COP No.: 3666
UDIN: F004468E000754162
Peer Review Cert. No. 978/2020

Delhi, 11th August, 2023

Annexure-A to Secretarial Audit Report

The Members
Bhartiya International Limited
56/7, Nallambakkam Village (Via Vandalur)
Chennai TN 600048

Our Report of even date is to be read along with this letter.

1. Maintenance of Secretarial records is the responsibility of the Management of the Company. Our responsibility is to express an opinion on the Secretarial Records based on our audit.
2. We have followed the audit practices and processes as were appropriate to obtain reasonable assurance about the correctness of the contents of the Secretarial records. The verifications were done on the test basis to ensure that correct facts are reflected in secretarial records. We believe that the processes and practices, we followed provide a reasonable basis for our opinion.
3. We have not verified the correctness and appropriateness of financial and books of accounts of the Company.
4. Wherever required, we have obtained the Management representation about the compliances of Laws, Rules and Regulations and happening of events etc.
5. The compliance of the provisions of corporate and other applicable Laws, rules and regulations, standards are the responsibility of the Management. Our examination was limited to the verification of procedures on a test basis.
6. Our Secretarial Audit Report is neither an assurance as to the future viability of the Company nor of the efficiency or effectiveness with which the Management has conducted the affairs of the Company.

**For RSM & Co.
Company Secretaries**

**CS RAVI SHARMA
Partner
FCS: 4468 | COP No. : 3666
UDIN: F004468E000754162
Peer Review Cert. No. 978/2020**

Delhi : 11th August, 2023

ANNEXURE C**ANNUAL REPORT ON CSR ACTIVITIES FOR FINANCIAL YEAR 2022-23****1. Brief outline on CSR Policy of the Company.**

The CSR Policy, duly approved by the Board of Directors has been uploaded on the Company website www.bhartiya.com. The policy contains the exhaustive list of programmes that can be undertaken by the Company during any reported period.

2. During the financial year 2022-23, the company had mainly catered in the field of education and rural area development projects. Composition of CSR Committee:

Sl. No.	Name of Director	Designation/ Nature of Directorship	Number of meetings of CSR Committee held during the year	Number of meetings of CSR Committee attended during the year
1	Mr. Snehideep Aggarwal	Chairperson	3	3
2	Mr. Vivek Kapur [#]	Member	3	1
3	Mrs. Sannovanda Machaiah Swathi [#]	Member	3	1
4	Mr. Ramesh Bhatia [*]	Member	3	2
5	Mr. Sandeep Seth [*]	Member	3	2

[#] Mr. Vivek Kapur and Mrs. Sannovanda Machaiah Swathi were appointed as a member of committee w.e.f. 23rd September, 2022.

^{*} Mr. Ramesh Bhatia has resigned from the Board with effect from 23rd September, 2022 and Mr. Sandeep Seth completed his tenure of five years as director on 29th September, 2022

3. Provide the web-link where Composition of CSR committee, CSR Policy and CSR projects approved by the board are disclosed on the website of the company.

<https://www.bhartiyafashion.com/download/CSR-PROJECTS-FY-2022-23.pdf>

4. Provide the details of Impact assessment of CSR projects carried out in pursuance of sub-rule (3) of rule 8 of the Companies (Corporate Social Responsibility Policy) Rules, 2014, if applicable (attach the report). **Not Applicable**
5. Details of the amount available for set off in pursuance of sub-rule (3) of rule 7 of the Companies (Corporate Social Responsibility Policy) Rules, 2014 and amount required for set off for the financial year, if any: **Not Applicable.**
6. Average net profit of the company as per section 135(5)- Rs. 17,36,30,134/-
7. (a.) Two percent of average net profit of the company as per section 135(5)- Rs. 34,72,603/-
(b.) Surplus arising out of the CSR projects or programmes or activities of the previous financial years.-**NIL**
(c.) Amount required to be set off for the financial year, if any-NIL
(d.) Unspent amount of previous years- -NIL
8. Total CSR obligation for the financial year (7a+7b- 7c+7d)- Rs. 34,72,603/-
9. (a) CSR amount spent or unspent for the financial year:

Total Amount Spent for the Financial Year (in Rs.)	Amount Unspent (in Rs.)				
	Total Amount transferred to Unspent CSR Account as per section 135(6)		Amount transferred to any fund specified under Schedule VII as per second proviso to section 135(5)		
	Amount (in Rs.)	Date of transfer	Name of the Fund	Amount	Date of transfer
37,52,975/-	NIL	NIL	NIL	NIL	-

(b) Details of CSR amount spent against ongoing projects for the financial year: NIL

(1)	(2)	(3)	(4)	(5)		(6)	(7)	(8)	(9)	(10)	(11)	
Sl. No.	Name of the Project	Item from the list of activities in Schedule VII to the Act	Local area (Yes/No)	State	District	Project duration	Amount allocated for the project (in Rs.)	Amount spent in the current financial Year (in Rs.)	Amount transferred to Unspent CSR Account for the project as per Section 135(6) (in Rs.)	Mode of Implementation-Direct (Yes/No)	Name	Mode of Implementation - Through Implementing Agency CSR Registration number
-	-	-	-	-	-	-	-	-	-	-	-	-

(c) Details of CSR amount spent against other than ongoing projects for the financial year:

(1)	(2)	(3)	(4)	(5)		(6)	(7)	(8)	
Sl. No.	Name of the Project	Item from the list of activities in schedule VII to the Act	Local area (Yes/No)	Location of the project		Amount spent for the project (in Rs.)	Mode of implementation - Direct (Yes/No)	Mode of implementation - Through implementing agency	
				State	District			Name	CSR registration number
1	PROJECT 1/22-23	Rural Development Project	Yes	Tamil Nadu	Kanchipuram	2,50,000/-	Yes	Not Applicable	
2	PROJECT 2/22-23	Rural Development Project	Yes	Tamil Nadu	Kanchipuram	2,94,500/-	Yes	No Applicable	
3	PROJECT 3/22-23	Promotion of Education	Yes	Delhi NCR & Bangalore	Delhi NCR & Bangalore	15,00,000/-	Yes	No Applicable	
4	PROJECT 4/22-23	Rural Development Project	Yes	Tamil Nadu	Kanchipuram	1,78,475/-	Yes	No Applicable	
5	PROJECT 5/22-23	Promotion of Education	Yes	Bangaluru, Tamil Nadu.	Bangaluru, Tamil Nadu.	15,30,000/-	Yes	No Applicable	
	TOTAL					37,52,975/-			

(d) Amount spent in Administrative Overheads: NIL

(e) Amount spent on Impact Assessment, if applicable: Not Applicable

(f) Total amount spent for the Financial Year (8b+8c+8d+8e): Rs. 37,52,975/-

(g) Excess amount for set off, if any: Rs. 2,80,372

10. (a) Details of Unspent CSR amount for the preceding three financial years:

Sl. No.	Preceding Financial Year	Amount transferred to Unspent CSR Account under section 135 (6) (in Rs.)	Amount spent in the reporting Financial Year (in Rs.)	Amount transferred to any fund specified under Schedule VII as per section 135(6), if any.			Amount remaining to be spent in succeeding financial years. (in Rs.)
				Name of the Fund	Amount (in Rs)	Date of transfer	
		NIL	NIL	NIL			

(b.) Details of CSR amount spent in the financial year for ongoing projects of the preceding financial year(s):

(1)	(2)	(3)	(4)	(5)	(6)	(7)	(8)	(9)
Sl. No.	Project ID	Name of the Project	Financial Year in which the project was commenced	Project duration	Total amount allocated for the project (in Rs.)	Amount spent on the project in the reporting Financial Year (in Rs)	Cumulative amount spent at the end of reporting Financial Year (in Rs.)	Status of the project- Completed/ Ongoing
1.		Project 3/2021-22	2021-22	One Year	25,00,000	17,69,592	25,00,000	Completed in reporting year
	TOTAL	-	-	-	25,00,000	17,69,592	25,00,000	-

In case of creation or acquisition of capital asset, furnish the details relating to the asset so created or acquired through CSR spent in the financial year (asset-wise details): **Not Applicable**

Specify the reason(s), if the company has failed to spend two per cent of the average net profit as per section 135(5): **Not Applicable**

For and on behalf of the Board

Manoj Khattar
Whole-Time Director
DIN: 00694981

Snehdeep Aggarwal
Chairman
DIN: 00928080

Gurugram, 11th August, 2023

ANNEXURE D

Information in accordance with the provision of Section 134 (3)(m) of the Companies Act, 2013, read with Rule 8(3) of the Companies (Accounts) Rules, 2014 is given below:

a. Conservation of Energy

The operations of your Company are not energy intensive however the Company has undertaken several steps for energy conservation like monitoring of DG sets, using energy efficient computers and laptops, Air-conditioners are used only when required and thereby enhancing energy efficiency.

b. Technology Absorption

The Company is in fashion oriented industry. The Company relies heavily on its Italian office for design and product development. Access to Italian facilities is available for Indian operations thereby facilitating transfer of know-how.

c. Foreign Exchange Earnings & Outgo

The information on foreign exchange earnings and outgo are Earnings: Rs. 62,203.09/- Lakhs Expenditure: Rs. 27,667.67/- Lakhs.

For and on behalf of the Board

Snehdeep Aggarwal
Chairman
DIN: 00928080

Gurugram, 11th August, 2023

CORPORATE GOVERNANCE REPORT

The Directors present the Company's Report on Corporate Governance for the year ended 31st March, 2023, in terms of Regulation 34(3) read with Schedule V of the SEBI (Listing Obligations and Disclosure Requirements) Regulations, 2015.

COMPANY'S PHILOSOPHY ON CORPORATE GOVERNANCE

The Company's philosophy on Corporate Governance revolves around the principles of ethical governance which guides and directs the management to conduct the business in an efficient manner to meet its obligations towards shareholders' and other stakeholders' expectations. Corporate Governance, which aims to promote fairness, transparency and integrity of the management, is not a mere legal compulsion but rather a way of life, which helps in inspiring and strengthening investor's confidence in the Company.

In rapidly changing business and technological environment, Bhartiya International Limited ("BIL") maintains its industry leadership through continuous endeavor to improve upon governance aspects on an on-going basis and adopts innovative approaches for leveraging resources, converting opportunities and motivation fostering a healthy growth and development of human resources thus generated confidence among business partners, customers and investors and at the same time fulfills its social responsibilities.

During the Financial year 2022-2023, the Company is in compliance of the requirements stipulated under SEBI (Listing Obligations and Disclosure Requirements) Regulations, 2015 [SEBI LODR Regulations / SEBI Listing Regulations] as applicable, with regard to Corporate Governance.

The detailed Corporate Governance Report of BIL is as follows:

BOARD OF DIRECTORS

The Board is entrusted with an ultimate responsibility of the Management, directions and performance of the Company. The Board provides leadership, strategic guidance, objective and independent view to the Company's management while discharging its responsibilities, thus ensuring that the management adheres to ethics, transparency and disclosures. In addition, the Board has created sub-committees to oversee the functions of executive management.

a. Composition of the Board, Other Directorships and Committee Memberships:

The composition of the Board is in conformity with the Companies Act, 2013 and SEBI LODR Regulations.

As on 31st March, 2023, the Board strength comprises of eight Directors and three out of them are Non-Executive Directors. There are Four Independent Directors (out of which one is woman Director) on the Board who are professionals with high credentials and actively contributing in the deliberations of the Board, covering all strategic policy matters and strategic decisions.

The details of each member of the Board along with the number of Directorships/Committee Memberships are as given below:

Name	Director Identification Number	Date of Appointment	Category of Directors	Directorships in other Indian Public Limited Companies	Memberships/ Chairmanships of other Committees		List of Directorship held in Other Listed Companies and Category of Directorship
					Chairman	Member	
Mr. Snehideep Aggarwal	00928080	07-01-1987	Promoter, Non-Executive Chairman	-	-	-	-
Mr. Manoj Khattar	00694981	13-08-2018	Executive Director (Whole-Time Director)	5	1	-	-
Mr. Robert Burton Moore Jr.	08108097	16-04-2018	Non-Executive Non-Independent Director	-	-	-	-
Mr. Nikhil Aggarwal	01891082	04-10-2007	Non-Executive Non-Independent Director	-	-	-	-

Name	Director Identification Number	Date of Appointment	Category of Directors	Directorships in other Indian Public Limited Companies	Memberships/ Chairmanships of other Committees		List of Directorship held in Other Listed Companies and Category of Directorship
					Chairman	Member	
Mrs. Sannovanda Machaiah Swathi	06952954	01-04-2021	Non-Executive Independent Director	4	-	4	Simplex Castings Limited Non-Executive Independent Director PC Jeweller Limited Non-Executive Independent Director
Mr. Navkiran Singh Ghei	09649188	11-08-2022	Non-Executive Independent Director	-	-	-	-
Mr. Deepak Bhojwani	07351577	11-08-2022	Non-Executive Independent Director	-	-	-	-
Mr. Vivek Kapur	09678378	11-08-2022	Non-Executive Independent Director	-	-	-	-
Mr. Ramesh Bhatia#	00052320	06-09-1987	Promoter, Non-Executive Non-Independent Director	1	-	-	-
Mr. C. L. Handa#	00928283	26-05-2004	Non-Executive Independent Director	3	-	1	-
Mr. Sandeep Seth#	01408624	28-02-2002	Non-Executive Independent Director	2	-	1	-
Mr. Shashank#	01569514	30-07-2007	Non-Executive Independent Director	1	-	-	-
Mr. A. Sahasranaman#	01983690	30-06-2008	Non-Executive Independent Director	-	-	-	-

- #Mr. Ramesh Bhatia has resigned from the Board with effect from 23rd September, 2022 and Mr. C. L. Handa, Mr. Sandeep Seth, Mr. Shashank and Mr. A. Sahasranaman completed their tenures of five years as director on 29th September, 2022.
- The Directorships, held by Directors as mentioned above, do not include Alternate Directorships and Directorships in Foreign Companies, Section 8 Companies and Private Limited Companies and is within respective limits prescribed under the Companies Act, 2013 ("Act") and Listing Regulations.
- Memberships/Chairmanships of only Audit Committees and Stakeholders Relationship Committees in all Public Limited Companies (excluding Bhartiya International Limited) have been considered. Members of the Board of the Company do not have membership of more than ten Board-level Committees or Chairman of more than five such Committees.
- The Independent Directors also meet the criteria as defined under Regulation 16(1)(b) of the SEBI Listing Regulations read with Section 149(6) of the Companies Act, 2013.
- Details of Director(s) retiring or being re-appointed are given in the notice to Annual General Meeting. The brief profile of the Board Members is given on the website of the Company www.bhartiya.com.
- Maximum tenure of Independent Directors is in accordance with the Companies Act, 2013 and rules made thereunder.
- Mr. Nikhil Aggarwal is the nephew of Mr. Snehdeep Aggarwal, Promoter Director. No other directors are related to each other.

b. Number of Board Meetings:

The Board meets at regular intervals to discuss and decide on business strategies/policies and review the financial performance of the Company and its subsidiaries. The Board Meetings are pre-scheduled well in advance to facilitate the Directors to plan their schedules. In case of business exigencies, the Board's approval is taken through circular resolutions after complying with the provisions of the Companies Act, 2013 and rules made thereunder and also as per Secretarial Standards.

The notice of each Board Meeting is given in writing to each Director. The agenda along with the relevant notes and other material information are sent in advance separately to each Director and in exceptional cases tabled at the meeting. This ensures timely and informed decisions by the Board.

In the financial year 2022-23, the Board met five times. The meetings were held on 30th May, 2022, 11th August, 2022, 23rd September, 2022, 11th November, 2022, and 13th February, 2023. The interval between two meetings was well within the maximum period mentioned under Section 173 of the Companies Act, 2013 and the SEBI Listing Regulations and Circulars issued from time to time.

The attendance of Directors at the Board meetings held during the financial year ended 31st March, 2023 and at the previous Annual General Meeting (AGM) was as under:

Name of Director	No. of Board Meetings Attended *	Attendance at Last AGM
Mr. Snehdeep Aggarwal	5	Absent
Mr. Manoj Khattar	5	Present
Mr. Robert Burton Moore Jr.	5	Absent
Mr. Nikhil Aggarwal	5	Absent
Mrs. Sannovanda Machaiah Swathi	5	Absent
Mr. Navkiran Singh Ghei	3	Absent
Mr. Deepak Bhojwani	3	Absent
Mr. Vivek Kapur	2	Present
Mr. Ramesh Bhatia	1	Absent
Mr. C. L. Handa	2	Absent
Mr. Sandeep Seth	3	Absent
Mr. Shashank	3	Absent
Mr. A. Sahasranaman	2	Absent

* Includes Meeting attended through Video/Tele Conference.

Selection of Independent Directors

Considering the requirement of skill sets on the Board, eminent people having an independent standing in their respective field / profession and who can effectively contribute to the Company's business and policy decisions are considered by the Human Resources, Nomination and Remuneration Committee, for appointment, as an Independent Director on the Board. The Committee inter alia considers qualification, positive attributes, area of expertise and number of Directorship(s) and Membership(s) held in various committees of other companies by such persons in accordance the terms and conditions of appointment of Independent Directors posted on Company's website. The Board considers the Committee's recommendation and takes appropriate decision.

Every Independent Director, at the first meeting of the Board in which he / she participates as a Director and thereafter at the first meeting of the Board in every financial year, gives a declaration that he / she meets the criteria of independence as provided under the law and that he / she is not aware of any circumstance or situation, which exist or may be reasonably anticipated, that could impair or impact his / her ability to discharge his / her duties with an objective independent judgement and without any external influence.

Your Company has received declarations from all the Independent Directors confirming that they meet the criteria of independence as prescribed under Regulation 25 of the SEBI (Listing Obligations and Disclosure Requirements) Regulations, 2015 read with Section 149 and Schedule IV of the Companies Act, 2013.

In the opinion of the Board, all the Independent Directors fulfil the criteria of independence as specified under Regulation 25 of the SEBI (Listing Obligations and Disclosure Requirements) Regulations, 2015 read with Section 149 and Schedule IV of the Companies Act, 2013 and they are independent from the Management.

c. Skills/expertise/competencies of the Board

The Board recognizes certain skills/expertise/competencies that are required by it to function effectively in the context of business of the Company and which inter-alia consists of experience and knowledge of the Leather and Textile Industry and specialist knowledge in various areas.

Board members have significant experience and expertise in the areas of corporate governance, strategy, finance, banking and marketing. The Company is managed by the Board of Directors in coordination with the Senior Management team. The Board periodically evaluates the need for change in its composition and size.

The Board has identified the following skill set with reference to its Business and Industry which are available with the Board:

Name of the Directors	Core skills/expertise/competencies identified by the Board of Directors as required in the context of its business(es) and sector(s)
Mr. Snehdeep Aggarwal	Leadership, Entrepreneurship, Global business and consumer understanding, Business Strategy and Corporate Management
Mr. Manoj Khattar	Financial matters including capital budgeting, planning & management, corporate finance experience.
Mr. Robert Burton Moore Jr.	Marketing specialist, Business Management
Mr. Nikhil Aggarwal	International Marketing and Business Management
Mrs. Sannovanda Machaiah Swathi	Expertise in Banking, Accounts and Finance matters.
Mr. Navkiran Singh Ghei	Retired as Lt. Gen from Indian Army, highly decorated Army Officer having wide ranging leadership, management and organizational experience spanning 40 years of an extremely successful and distinguished career. Experience of working in a Global environment, has represented the country and the Defense Services internationally on several occasions.
Mr. Deepak Bhojwani	Mr. Deepak Bhojwani joined the Indian Foreign Service (IFS) in 1978. Since then, he has served in three Continents - Asia, Europe and South America - as well as the Ministry of External Affairs in New Delhi. During his career, he was accredited as Ambassador in seven Latin American countries. He became a Joint Secretary in the Government of India in October, 1997.
Mr. Vivek Kapur	Expertise in Accounts and Finance matters.

d. Information Supplied to the Board

The Board has complete access to all the information with the Company. The Company provides the information as set out in Regulation 17(7) read with Part A of Schedule II of the SEBI LODR Regulations to the Board to the extent it is applicable and relevant. Such information is submitted either as part of the agenda papers in advance of the respective Meetings or by way of presentations and discussions during the Meetings.

e. Post Meeting Mechanism

The important decisions taken at the Board/Board Committee meetings are communicated to the concerned departments/divisions for their further actions.

f. Board Support

The Company Secretary attends the Board meetings and advises the Board on Compliances with applicable laws and governance.

g. Shareholding of Non-Executive Directors

As on 31st March, 2023, the shares held by the Non-Executive Directors is provided below:

Name of the Directors	No. of shares held
Mr. Snehdeep Aggarwal	1143362
Mr. Nikhil Aggarwal	20100

Further, none of the Non-Executive Directors holds any convertible Instruments of the Company.

h. Roles, Responsibilities and Duties of the Board

The duties of Board of Directors have been enumerated in Listing Regulations, Section 166 of the Companies Act, 2013 and Schedule IV of the said Act (Schedule IV is specifically for Independent Directors). There is a clear demarcation of responsibility and authority amongst the Board of Directors.

i. Independent Directors

The Non-Executive Independent Directors fulfil the conditions of independence specified in Section 149(6) of the Act and Regulation 16(1)(b) of the SEBI Listing Regulations. A formal letter of appointment to Independent Director as provided in Companies Act, 2013 is disclosed on the website of the Company www.bhartiya.com. The same is issued to Independent Directors on their appointment. In compliance with the Listing Regulations, Directors of the Company do not serve as an Independent Director in more than seven listed companies. Further, no Independent Director serves as a Whole-Time Director/Managing Director in any other listed company.

The Company has obtained a certificate from Practicing Company Secretary confirming that none of the directors on the board of the company have been debarred or disqualified from being appointed or continuing as directors of companies by the Board/Ministry of Corporate Affairs or any such statutory authority.

j. Familiarization Programme for Independent Directors

At the time of appointing an Independent Director, a formal letter of appointment is given to concerned Director, which inter alia explains the role, function, duties and responsibilities expected from a Director of the Company. The Director is also explained in detail the Compliance required from them under Companies Act, 2013, SEBI Listing Regulations and other various statutes and thereafter an affirmation is obtained. The Chairman also has a one to one discussion with the newly appointed Director to familiarize him/her with the Company's operations.

Further, on an ongoing basis as a part of Agenda of Board / Committee Meetings, presentations are regularly made to the Independent Directors on various matters inter-alia covering the Company's and its subsidiaries/associates businesses and operations, industry and regulatory updates, strategy, finance, risk management framework, role, rights, responsibilities of the Independent Directors under various statutes and other relevant matters.

Details of the programme for familiarisation of Independent Directors with the working of the Company are available on the website of the Company and can be accessed on <https://www.bhartiyafashion.com/download/FAMILIARISATION-PROGRAMME-FOR-INDEPENDENT-DIRECTORS-2022-2023.pdf>

k. Conflict of Interests

Each Director informs the Company on an annual basis about the Board and the Committee positions he/she occupies in other companies including Chairmanships and notifies changes during the year. The Members of the Board while discharging their duties, avoid conflict of interest in the decision making process. The Members of the Board restrict themselves from any discussions and voting in transactions in which they have concern or interest.

COMMITTEES OF THE BOARD

The Board of Directors have constituted Board Committees to deal with specific areas and activities which concern the Company and need a closer review. The Board Committees are formed with approval of the Board and function under their respective Charters. These Board Committees play an important role in overall management of day-to-day affairs and governance of the Company. The Board Committees meet at regular intervals, takes necessary steps to perform its duties entrusted by the Board. To ensure good governance, the Minutes of the Committee Meetings are placed before the Board for their noting.

The Board has currently the following Committees:

A. AUDIT COMMITTEE**(i.) Composition**

Audit Committee of the Board of Directors ("the Audit Committee") is entrusted with the responsibility to supervise the Company's financial reporting process and internal controls.

The composition, quorum, powers, role and scope are in accordance with Section 177 of the Companies Act, 2013 and the provisions of Regulation 18 of the SEBI Listing Regulations. All members of the Audit Committee bring in expertise in the fields of Finance, Taxation, Economics, Risk and International Finance. Mr. Vivek Kapur is the Chairman of the Audit Committee. Mr. Navkiran Singh Ghei and Mrs. Sannovanda Machaiah Swathi are the members of the Audit Committee.

The Audit Committee inter alia provides directions to and oversee the internal audit and risk management functions, review of financial results and annual financial statements, interact with statutory auditors and carry out such others matters as required in terms of the Companies Act, 2013 and SEBI LODR Regulations. In fulfilling the above role, the Audit Committee has powers to investigate any activity within its terms of reference, to seek information from employees and to obtain outside legal and professional advice.

Company Secretary acts as Secretary of the Audit Committee. The Statutory and Internal Auditors, Chief Financial Officer are invitees for the Audit Committee Meetings.

(ii.) Meetings and Attendance during the Financial Year 2022-23

The Members of the Audit Committee met four times during the Financial Year 2022-23. The Company is in full compliance with the provisions of Regulation 18 of the SEBI Listing Regulations on gaps between any two Audit Committee meetings. The Committee met on 30th May, 2022, 11th August, 2022, 11th November, 2022 and 13th February, 2023. The necessary quorum was present for all Meetings.

The Chairman of the Audit Committee was present at the last Annual General Meeting of the Company. The Table below provides the attendance of the Audit Committee members:

Director	30.05.2022	11.08.2022	11.11.2022	13.02.2023
Mr. Sandeep Seth#	P	P	N.A.	N.A.
Mr. Shashank#	P	P	N.A.	N.A.
Mr. C.L. Handa#	P	P	N.A.	N.A.
Mr. Vivek Kapur*	N.A.	N.A.	P	P
Mr. Navkiran Singh Ghei*	N.A.	N.A.	P	P
Mrs. Sannovanda Machaiah Swathi*	N.A.	N.A.	P	P

* Mr. Vivek Kapur was appointed as a Chairman and Mr. Navkiran Singh Ghei and Mrs. Sannovanda Machaiah Swathi were appointed as a member of the Committee on 23rd September, 2022.

Mr. Sandeep Seth, Mr. Shashank and Mr. C.L. Handa completed their tenure as director on 29th September, 2022, accordingly ceased as member of committee.

Includes Meeting attended through Video/Tele Conference.

(iii) Terms of Reference

- a. Oversight of the Company's financial reporting process and the disclosure of its financial information to ensure that the financial statement is correct, sufficient and credible.
- b. Recommending to the Board, the appointment, reappointment and, if required, the replacement or removal of statutory auditors, including cost auditors, if any, and fixation of audit fees and other terms of appointment.
- c. Approving payment to statutory auditors, including cost auditors, if any, for any other services rendered by them.
- d. Reviewing with the management, annual financial statements and auditors report thereon before submission to the Board for approval, with particular reference to:
 - Matters required to be included in the Directors' Responsibility Statement to be included in the Directors' Report of the Company from time to time
 - Changes, if any, in accounting policies and practices and reasons for the same
 - Major accounting entries involving estimates based on the exercise of judgment by the management
 - Significant adjustments made in financial statements arising out of audit findings
 - Compliance with listing and other legal requirements relating to financial statements
 - Disclosure of related party transactions
 - Modified opinion(s) in the draft audit report
- e. Reviewing with the management and Statutory Auditors, the quarterly and half yearly financial statements before submission to the Board for approval
- f. Reviewing with the management, the statement of uses/ application of funds raised through an issue (public issue, rights issue, preferential issue, etc.), the statement of funds utilized for purposes other than those stated in the offer document/prospectus/notice, and the report submitted by the monitoring agency monitoring the utilization of proceeds of a public or rights issue and making appropriate recommendations to the Board to take up steps in this matter.

- g. Reviewing and monitoring the auditor's independence and performance and effectiveness of audit process.
- h. Approval or any subsequent modification of transactions of the Company with related parties
- i. Scrutiny of inter-corporate loans and investments
- j. Review of valuation of undertakings or assets of the Company, wherever it is necessary
- k. Evaluation of internal financial controls and risk management systems
- l. Reviewing with the management, the performance of statutory auditors, including cost auditors and internal auditors, adequacy of internal control systems
- m. Reviewing the adequacy of internal audit function, if any, including the structure of the internal audit department, staffing and seniority of the official heading the department, reporting structure, coverage and frequency of internal audit
- n. Discussion with internal auditors, any significant findings and follow-up thereon
- o. Reviewing the findings of any internal investigations by the internal auditors into matters where there is suspected fraud or irregularity or a failure of internal control systems of a material nature, and reporting the matter to the Board
- p. Discussion with statutory auditors, before the audit commences, about the nature and scope of audit as well as post audit discussion to ascertain any area of concern
- q. To look into the reasons for substantial defaults, if any, in the payment to depositors, debenture holders, shareholders (in case of non-payment of declared dividends) and creditors
- r. To review the functioning of the Whistle Blower mechanism
- s. Approval of appointment of the CFO or any other person heading the finance function or discharging that function after assessing qualifications, experience and background of the candidate
- t. Frame and review policies in relation to implementation of the Company's code of conduct and Code of conduct for prevention of Insider Trading and supervise its implementation under the overall supervision of the Board;
- u. Carrying out such other functions as may be specifically referred to the Committee by the Company's Board of Directors and/or other Committees of Directors.
- v. Reviewing financial statements, in particular the investments made by the Company's unlisted subsidiaries.
- w. Reviewing the following information:
 - The Management Discussion and Analysis of financial condition and results of operations;
 - Statement of significant related party transactions (as defined by the Audit Committee), submitted by management;
 - Management letters/letters of internal control weaknesses issued by the statutory auditors;
 - Internal audit reports relating to internal control weaknesses; and
 - The appointment, removal and terms of remuneration of internal auditors / chief internal auditor
- x. statement of deviations:
 - quarterly statement of deviation(s) including report of monitoring agency, if applicable, submitted to stock exchange(s) in terms of Regulation 32(1) of the SEBI Listing Regulations.
 - annual statement of funds utilized for purposes other than those stated in the offer document/ prospectus/ notice in terms of Regulation 32(7) of the SEBI Listing Regulations.
- y. Reviewing the utilization of loans and/or advances to/investment in the subsidiary company exceeding Rs. 100 crore or 10% of the asset size of the subsidiary, whichever is lower.
- z. Authority to review/investigate into any matter covered by Section 177 of the Companies Act, 2013 and the matters specified in Part C of schedule II to the Listing Regulations.

B. NOMINATION AND REMUNERATION COMMITTEE**(i) Composition**

The Committee comprises of three Non-Executive Independent Directors in pursuant to Regulation 19 of the SEBI LODR Regulations. Mr. Vivek Kapur is the Chairman of the Committee. Other members of the Nomination and Remuneration Committee are Mr. Navkiran Singh Ghei and Mrs. Sannovanda Machaiah Swathi. Company Secretary acts as Secretary of the Nomination and Remuneration Committee. The Composition of Remuneration and Nomination Committee is pursuant to the provisions of Section 178 of the Companies Act, 2013 and Regulation 19 of SEBI Listing Regulations.

(ii) Meetings and Attendance during the financial year 2022-23

The Nomination and Remuneration Committee met two times during the year. The necessary quorum was present for the Meeting. The table below provides the Attendance of the Nomination and Remuneration Committee members:

Director	30.05.2022	11.08.2022
Mr. Sandeep Seth#	P	P
Mr. Shashank#	P	P
Mr. C.L. Handa#	P	P
Mr. Vivek Kapur*	N.A.	N.A.
Mr. Navkiran Singh Ghei*	N.A.	N.A.
Mrs. Sannovanda Machaiah Swathi*	N.A.	N.A.

* Mr. Vivek Kapur was appointed as a Chairman and Mr. Navkiran Singh Ghei and Mrs. Sannovanda Machaiah Swathi were appointed as a member of the Committee on 23rd September, 2022.

Mr. Sandeep Seth, Mr. Shashank and Mr. C.L. Handa completed their tenure as director on 29th September, 2022, accordingly ceased as member of committee from said date.

Includes Meeting attended through Video/Tele Conference.

(iii) Terms of reference

The broad terms of reference of the Nomination and Remuneration Committee are as under:-

- a. Identifying, evaluating, and recommending appropriate Independent Directors, Executive and Non -Executive Directors on the Board of the Company based on the qualifications, positive attributes, independence of a director and availability of time with him or her to devote to the job;
- b. Evaluating the skill, knowledge, experience and effectiveness of individual directors as well as the Board as a whole;
- c. Ensuring that the Board comprises of a balanced combination of Executive Directors and Non-Executive Directors which includes a policy on Board diversity;
- d. Identifying the qualifications, positive attributes and evaluating and recommending the appointment and remuneration of Key Managerial Personnel and Senior Management of the Company, one level below the Board;
- e. Payment of remuneration to the directors shall be approved by a resolution passed by the Nomination and Remuneration Committee;
- f. All information about the Directors / Managing Directors / Whole time Directors i.e., background details, past remuneration, recognition or awards, job profile shall be considered and disclosed to shareholders;
- g. The Committee shall take into consideration and ensure the compliance of provisions under Schedule V of the Companies Act, 2013 for appointing and fixing remuneration of Managing Directors / Whole time Directors;
- h. While approving the remuneration, the Committee shall take into account financial position of the Company, trend in the industry, qualification, experience and past performance of the appointee;
- i. The relevant disclosures will be made in the Annual Report of the Company and wherever required;
- j. The Committee shall look into the administration and superintendence of the Employee Stock Option Scheme implemented by the Company from time to time including:
 - the quantum of options to be granted under Employees' Stock Option Scheme per employee and in aggregate;

- the conditions under which option vested in employees may lapse in case of termination of employment for misconduct;
 - the exercise period within which the employee should exercise the option, and that the option would lapse on failure to exercise the option within the exercise period;
 - the specified time period within which the employee shall exercise the vested options in the event of termination or resignation of an employee;
 - the right of an employee to exercise all options vested in him at one time or various points of time within the exercise period;
 - the procedure for making a fair and reasonable adjustment to the number of options and to the exercise price in case of corporate actions, such as rights issues, bonus issues, merger, sale of division and others;
 - the granting, vesting and exercising of options in case of employees who are on long leave; and the procedure for cashless exercise of options.
- k. To carry out any other function as is mandated by the Board from time to time and/or enforced by any statutory notification, amendment or modification as may be applicable or as may be necessary or appropriate for performance of its duties.

(iv) SENIOR MANAGEMENT

Particulars of Senior Management as on March 31, 2023:

S. No.	Name	Designation	Change (Appointment/Resignation) during FY 2022-23
1.	Mr. Raj Kumar Chawla	Chief Financial Officer	-
2.	Mr. Yogesh Kumar Gautam	Company Secretary	-
3.	Ms. Vijaya Raghavan	CEO/Head-Outwear	-
4.	Mr. Bopanna Madaiah Ballachanda	Chief Operating Officer	-

(v) Remuneration of Directors

Remuneration to Whole-Time Director (Executive Director)

Remuneration of the Whole-Time Director is determined periodically by the Nomination and Remuneration Committee and fixed by the Board within the permissible limits under the applicable provisions of law and approved by Shareholders.

Remuneration to Whole-Time Director for the financial year 2022-23 is as under:

Name of the Director	Salary (Rs.)	Stock Options	Notice Period
Mr. Manoj Khattar *	81,35,235	1199	3 months

*Salary includes Basic Salary, Perquisites & Allowances as per Income Tax Rules and contribution to Provident Fund.

Remuneration to Non- Executive Directors

The Non-Executive Directors are paid sitting fees within the limits prescribed under law.

The details of sitting fees paid for attending the Board/Committee Meetings to the Non-Executive Directors for the financial year 2022-23 is as under: -

Name of the Director	Board Meeting Fees (Rs.) *	Committee Meeting Fees (Rs.) *	Total (Rs.)
Mr. Snehdeep Aggarwal	-	-	-
Mr. C. L. Handa	27778	27778	55556
Mr. Ramesh Bhatia	11111	-	11111
Mr. A. Sahasranaman	55555	-	55555
Mr. Shashank	77776	33334	111112
Mr. Sandeep Seth	22222	33334	55556

Name of the Director	Board Meeting Fees (Rs.) *	Committee Meeting Fees (Rs.) *	Total (Rs.)
Mr. Nikhil Aggarwal	-	-	-
Mrs. Sannovanda Machaiah Swathi	147222	66666	213888
Mr. Robert Burton Moore Jr.	-	-	-
Mr. Vivek Kapur	55556	66666	122222
Mr. Navkiran Singh Ghei	83334	66666	150000
Mr. Deepak Bhojwani	83334	-	83334

* The above amounts are inclusive of taxes

No sitting Fees has been paid to Mr. Snehdeep Aggarwal, Mr. Robert Burton Moore Jr. and Mr. Nikhil Aggarwal during the year under review.

In addition, Mr. Snehdeep Aggarwal was paid a remuneration of Rs. 9,00,000/- for the year 2022-23 for his responsibilities as the Chairman of the Company.

Mr. Robert Burton Moore Jr., Non-Executive Director, was paid Consultancy Fees of Rs. 1,02,19,247/- during the year under review as approved by the shareholders of the Company in the Annual General Meeting held on 29th September, 2022 for holding office or place of profit.

The appointment of Directors, Key Managerial Personnel and other employees are governed by virtue of their employment/contract of service with the Company as management employees and therefore, their terms of employment vis-à-vis salary, variable pay, service contract, notice period and severance fee, if any, are governed by the applicable policies.

There has been no other material pecuniary relationship or business transactions by the Company with any of the Non-Executive and Independent Directors of the Company during the year under review.

BOARD EVALUATION

Pursuant to the applicable provisions of the Act and the Listing Regulations, the Board has carried out an Annual Evaluation of its own performance, performance of the Directors and the working of its Committees on the evaluation criteria defined by Nomination and Remuneration Committee for performance evaluation process of the Board, its Committees and Directors.

A structured questionnaire covering various aspects of the Board's functioning such as adequacy of the composition of the Board and its Committees, Board culture, execution and performance of specific duties, obligations and governance was prepared after taking into consideration the Guidance note issued by SEBI vide circular no, CMD/CIR/P/2017/004 dated 05.01.2017 and circulated to each Board member to for evaluation.

The Board's functioning was evaluated on various aspects, including inter-alia the structure of the Board, meeting of the Board, functions of the Board, degree of fulfilment of key responsibilities, establishment and delineation of responsibilities to various Committees, effectiveness of Board processes, information and functioning.

The Committees of the Board were assessed on the degree of fulfilment of key responsibilities, adequacy of Committee composition and effectiveness of Meetings. The Directors were evaluated on aspects such as attendance, contribution at Board / Committee Meetings and guidance / support to the Management outside Board / Committee Meetings.

The performance assessment of Non-Independent Directors and the Whole Time Director, Board as a whole and the Chairman were evaluated in separate meetings of Independent Directors held on 21st March, 2023 without the presence of Non-Independent Directors and members of the management. The same was also discussed in the meetings of Nomination and Remuneration Committee and the Board. Performance evaluation of Independent Directors was done by the entire Board, excluding the Independent Director being evaluated.

The Board of Directors expressed their satisfaction with the evaluation process.

STAKEHOLDERS RELATIONSHIP COMMITTEE

(i) Composition

The Stakeholders Relationship Committee comprises of three Non-Executive Directors and all are Independent Directors in pursuant to Regulation 20 of the SEBI Listing Regulations. Mr. Vivek Kapur is the Chairman of the Stakeholders Relationship Committee. Other members of the Stakeholders Relationship Committee are Mr. Navkiran Singh Ghei and Mrs. Sannovanda Machaiah Swathi.

Company Secretary acts as Secretary to the Committee.

(ii) Compliance Officer

Mr. Yogesh Kumar Gautam, Company Secretary, is the Compliance Officer. His contact details are:- Bhartiya International Limited, 38, Sector-44, Gurugram - 122003, India. Tel: 0124-4888555, Email: yogesh.gautam@bhartiya.com

(iii) Meetings and Attendance during the Financial Year 2022-23

The Committee meets to attend shareholders queries together with the status report on the nature of queries received & the disposal thereof. Seven Committee Meetings were held during the financial year.

Director	30.05.2022	11.08.2022	07.11.2022	11.11.2022	24.11.2022	15.12.2022	13.02.2023
Mr. Sandeep Seth#	P	P	N.A.	N.A.	N.A.	N.A.	N.A.
Mr. Shashank#	P	P	N.A.	N.A.	N.A.	N.A.	N.A.
Mr. C.L. Handa#	P	P	N.A.	N.A.	N.A.	N.A.	N.A.
Mr. Vivek Kapur*	N.A.	N.A.	P	P	P	P	P
Mr. Navkiran Singh Ghei*	N.A.	N.A.	P	P	P	P	P
Mrs. Sannovanda Machaiah Swathi*	N.A.	N.A.	P	P	P	P	P

* Mr. Vivek Kapur was appointed as a Chairman and Mr. Navkiran Singh Ghei and Mrs. Sannovanda Machaiah Swathi were appointed as a member of the Committee 23rd September, 2022.

Mr. Sandeep Seth, Mr. Shashank and Mr. C.L. Handa completed their tenure as director on 29th September, 2022, accordingly ceased as member of committee from said date.

Includes Meeting attended through Video/Tele Conference.

(iv) Terms of Reference

The terms of reference of the Stakeholders Relationship Committee are as under:

- Oversee and review and approve all matters connected with the transfer, transposition and transmission of the Company's securities, deletion of names, change of names;
- Approve issue of the Company's duplicate share / debenture certificates, if any;
- Monitor redressal of investors' / shareholders' / security holders' grievances about non-receipt of declared dividend, non-receipt of Annual Reports;
- Oversee the performance of the Company's Registrars and Transfer Agents;
- Recommend methods to upgrade the standard of services to investors;
- Monitor implementation of the Company's Code of Conduct for Prohibition of Insider Trading;
- To perform all functions relating to the interests of shareholders / investors of the Company as may be required by the provisions of the Companies Act, 2013, SEBI Listing Regulations with the Stock Exchanges and guidelines issued by the SEBI or any other regulatory authority.

Total number of complaints/communications received during the financial year were 1 (One) only and all of them have been redressed/answered to the satisfaction of shareholders. There was no grievance which was pending during the for financial year ending 31st March, 2023.

CORPORATE SOCIAL RESPONSIBILITY (CSR) COMMITTEE**(i) Composition**

The Committee comprises of three Directors. Mr. Snehdeep Aggarwal is the Chairman of the Committee. Other members of the Committee are Mr. Vivek Kapur and Mrs. Sannovanda Machaiah Swathi, Company Secretary acts as Secretary of the CSR Committee. The Composition of CSR Committee is in line with the provisions of Section 135 of the Companies Act, 2013.

(ii) Meetings and Attendance during the financial year 2021-22

Three Meetings of the Committee were held during the year.

Director	30.05.2022	11.08.2022	13.02.2023
Mr. Snehdeep Aggarwal	P	P	P
Mr. Ramesh Bhatia	P	P	N.A.
Mr. Sandeep Seth#	P	P	N.A.
Mr. Vivek Kapur#	N.A.	N.A.	P
Mrs. Sannovanda Machaiah Swathi#	N.A.	N.A.	P

Mr. Sandeep Seth completed his tenure as Director on 29th September, 2022, and Mr. Ramesh Bhatia has resigned w.e.f. 23rd September, 2022, accordingly ceased as members of committee from said dates and Mrs. Sannovanda Machaiah Swathi and Mr. Vivek Kapur were appointed as a members of the committee w.e.f 23rd September, 2023.

(iii) Terms of reference

The broad terms of reference of the CSR Committee are as under:-

- To formulate and recommend to the Board, a Corporate Social Responsibility (CSR) Policy indicating activities to be undertaken by the Company in compliance with provisions of the Companies Act, 2013 and rules made there under.
- To recommend the amount of expenditure to be incurred on the CSR activities.
- To monitor the implementation of the framework of the CSR Policy.
- To disseminate factually correct information to investors, institutions and the public at large.
- To carry out any other function as is mandated by the Board from time to time and/or enforced by any statutory notification, amendment or modification as may be applicable or as may be necessary or appropriate for performance of its duties.

Considering the cause behind the formation of the CSR Committee, the members have refused to take sitting fees.

MANAGEMENT COMMITTEE**(i) Composition**

The Management Committee consists of three members. i.e. Mr. Snehdeep Aggarwal, Mr. Manoj Khattar and Mr. Vivek Kapur.

(ii) Meetings and Attendance during the financial year 2022-23

Nine Meetings of the Committee were held during the year 2022-23.

Meetings	Directors			
	Mr. Snehdeep Aggarwal	Mr. Manoj Khattar	Mr. C.L. Handa#	Mr. Vivek Kapur#
05.04.2022	P	P	A	N.A.
30.05.2022	P	P	A	N.A.
06.07.2022	P	P	A	N.A.
11.08.2022	P	P	A	N.A.
19.09.2022	P	P	P	N.A.
26.09.2022	P	P	N.A.	A
25.11.2022	P	P	N.A.	A
06.01.2023	P	P	N.A.	A
13.02.2023	P	P	N.A.	A

Mr. C.L. Handa completed his tenure as director on 29th September, 2022, accordingly ceased as member of committee from said date and Mr. Vivek Kapur was appointed as a member of the committee w.e.f. 23rd September, 2022.

(iii) Terms of Reference

The broad terms of reference of the Management Committee are as under:-

- a. Availing term loans/working capital facilities/vehicle loans for business purposes from banks/financial institutions for an amount not exceeding Rs.700 crore including accepting sanction letters and renewal of existing bank limits, forex transactions and all such matters which are required for dealing with the banks/ financial institutions on routine basis.
- b. Authorisation for dealing/liasing with various Statutory/Regulatory authorities including state, central authorities viz., Income Tax, FEMA, MCA, SEBI, Pollution Control Board, Municipal Corporation, Telecom authorities, Service Tax authorities, VAT authorities, GST authorities etc. and vendors.
- c. Authorisation for opening and closing of bank accounts, changes in signatories for operating the bank accounts etc.
- d. Authorisation for making investments in securities quoted on the stock exchanges.
- e. Authorisation for making investments in group companies.
- f. To take up any other assignments as may be granted by the Board from time to time.

MEETING OF INDEPENDENT DIRECTORS

As per Regulation 25(3) and 25(4) of the SEBI LODR Regulations, during the year under review, all the Independent Directors met on 15th March, 2023 and discussed inter-alia on:

- Evaluation of performance of Non-Independent Directors and the Board of Directors as a whole;
- Evaluation of performance of the Whole-time Director of the Company, taking into account the views of the Non-Executive Directors;
- Evaluation of the quality, content and timelines of flow of information between the Management and the Board that is necessary for the Board to effectively and reasonably perform its duties.

The Directors also discussed on the compliance status and the performance of the Company over a period of three years and expressed their satisfaction on the same.

GENERAL BODY MEETINGS

The location and time of the Annual General Meeting held during the last 3 years were as follows:-

Annual General Meeting (AGM)	Date	Time of AGM	Location	No. of Special Resolutions passed
35 th AGM	29 th September, 2022	11:00 A.M.	Through Video Conferencing ('VC') / Other Audio Visual Means ('OAVM') facility	4
34 th AGM	29 th September, 2021	11:00 A.M.	Through Video Conferencing ('VC') / Other Audio Visual Means ('OAVM') facility	2
33 rd AGM	29 th September, 2020	02.00 P.M.	Through Video Conferencing ('VC') / Other Audio Visual Means ('OAVM') facility	1

No Extraordinary General Meetings were held during the last 3 years.

Special Resolution proposed to be passed by way of Postal Ballot

None of the businesses proposed to be transacted in the ensuing AGM require the passing of a special resolution by way of Postal Ballot.

CREDIT RATING

Rating Committee of India Ratings and Research (Ind-Ra) has upgraded the long-term issuer rating of the Company to **IND BBB** (pronounced IND triple B) with **stable outlook**. Ind-Ra has assigned rating of IND BBB/ Stable/ IND A2 for Fund-based based working capital limits of Rs. 471.10 crores and term loan of Rs. 69.50 crores. Agency has assigned rating IND A2 for non-fund based working capital limits of Rs. 66.35 cr. The outlook on the long-term rating has been revised from Negative to Stable.

MEANS OF COMMUNICATION

- (i) The Unaudited quarterly/half yearly results are announced within forty-five days of the close of the quarter. The audited annual results are announced within sixty days from the closure of the financial year as per the requirement of the SEBI Listing Regulations, with the Stock Exchanges.
- (ii) The approved financial results are forthwith sent to the Stock Exchanges and are published in a national English newspaper. In addition, the same are published in local language newspaper (Business Standard in English, Hindi and Hindu in Tamil), within forty-eight hours of approval thereof.
- (iii) The Company's financial results and officials press releases are displayed on the Bhartiya Group's website: www.bhartiya.com.
- (iv) Management Discussion and Analysis forms part of the Annual Report, which is sent to the shareholders of the Company.
- (v) The quarterly results, shareholding pattern, quarterly compliances and all other corporate communication to the Stock Exchanges viz. BSE Limited and National Stock Exchange of India Limited are filed electronically. The Company has complied with filing submissions through BSE's BSE Listing Centre and NSE's NEAPS Portal.
- (vi) Investors' presentation etc. are sent to stock exchanges and uploaded on the Company's website. Half yearly communication on the operational and financial performance of the Company is sent to the shareholders.
- (vii) A separate dedicated section under "Investor Relations", on the Company's website gives information on all disclosures filed with stock exchanges and all other information and documents that are required to be placed on the website of the Company under SEBI LODR regulations and other relevant information of interest to the investors / public.

GENERAL SHAREHOLDER INFORMATION

1.	AGM: Date, Time and Mode:	Day and Date: Friday, 29 th September, 2023 Time: 11:00 a.m. Through Video Conferencing / Other Audio Visual Means as set out in the Notice convening the Annual General Meeting.
2.	Financial Calendar for 2023-24	
	Financial year - April to March	
	Results for Quarter ending 30 th June 2023:	by 14 th of August, 2023
	Results for Quarter ending 30 th September 2023:	by 14 th of November, 2023
	Results for Quarter ending 31 st December 2023:	by 14 th of February, 2024
	Year ending 31 st March 2024:	by 30 th of May, 2024
3.	Book Closure:	Saturday the 23 rd September, 2023 to Friday the 29 th September, 2023 (both days inclusive)
4.	Dividend Payment Date:	Not applicable

5. Listing on Stock Exchanges & Stock Code

The Company is listed at following Stock Exchanges:-

- BSE Limited (Stock Code: 526666) and
- National Stock Exchange of India Ltd. (Stock Code: Symbol-BIL, Series - BE)

The Annual listing fee for the year 2022-23 has been duly paid to both the Stock Exchanges. Demat ISIN Number with NSDL & CDSL for Equity shares - INE 828A01016

Annual Custody Issuer fee for the financial year 2022-23 has been paid by the Company to NSDL and CDSL.

6. Exclusive E-mail Id For Communication of Investors' Grievances

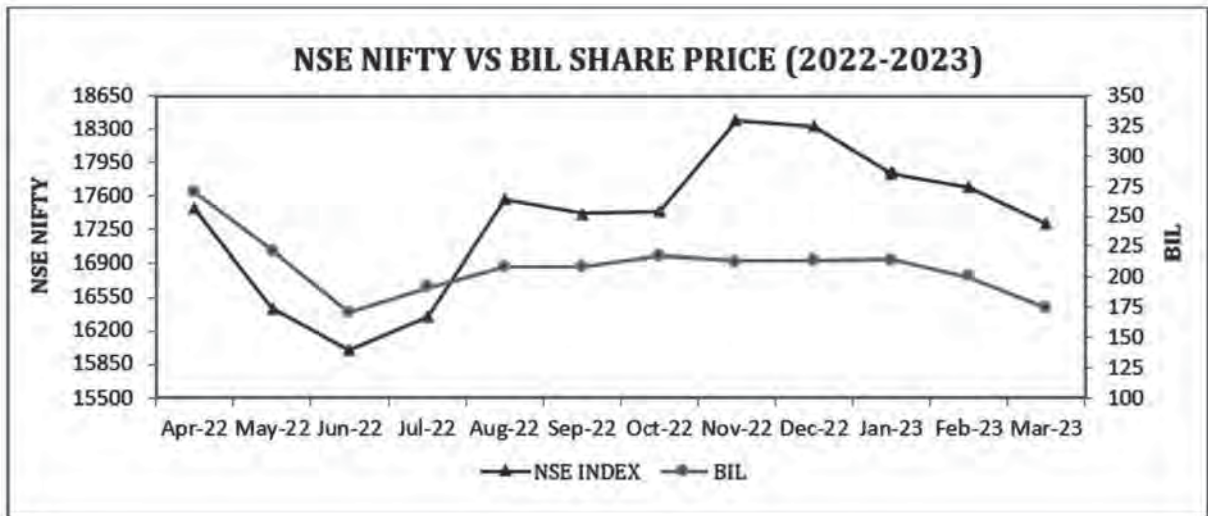
The E-mail ID sm@masserv.com / shares@bhartia.com has been designated exclusively for communicating investors' grievances, if any.

7. Market Price Data: High, Low during each month in last financial year:

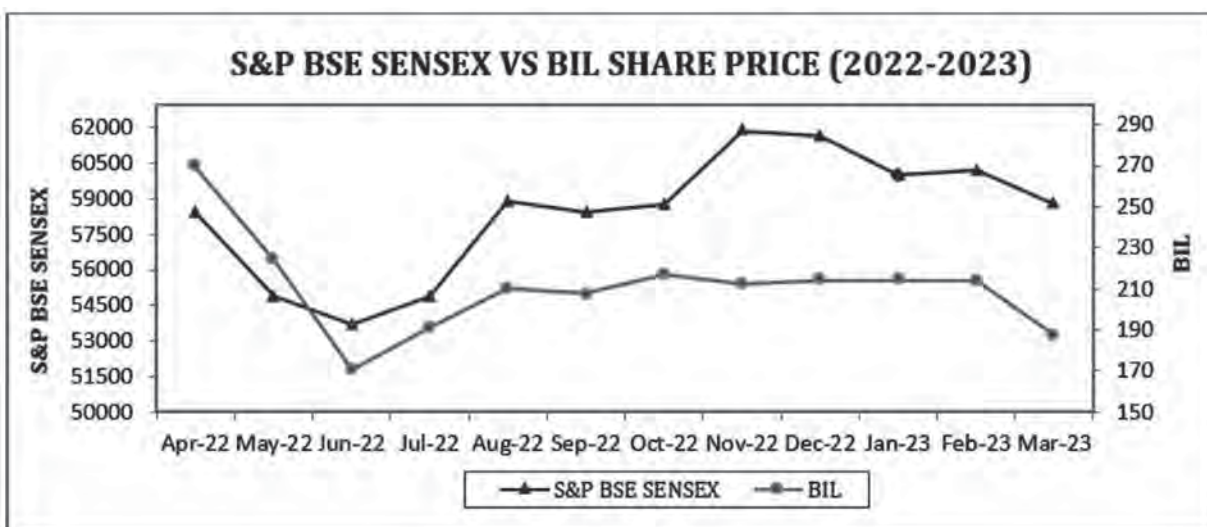
Stock Performance in comparison to broad-based indices such as Nifty, S&P Sensex, etc.

NSE

Months	BIL			Months	NSE Nifty		
	High (Rs.)	Low (Rs.)	Average (Rs.)		High (Rs.)	Low (Rs.)	Average (Rs.)
Apr-22	290.00	251.25	270.63	Apr-22	18114.65	16824.70	17469.68
May-22	288.00	157.00	222.50	May-22	17132.85	15735.75	16434.30
Jun-22	190.15	151.50	170.83	Jun-22	16793.85	15183.40	15988.63
Jul-22	226.65	156.05	191.35	Jul-22	17172.80	15511.05	16341.93
Aug-22	225.00	192.10	208.55	Aug-22	17992.20	17154.80	17573.50
Sep-22	226.00	190.25	208.13	Sep-22	18096.15	16747.70	17421.93
Oct-22	234.70	201.10	217.90	Oct-22	18022.80	16855.55	17439.18
Nov-22	225.00	201.05	213.03	Nov-22	18816.05	17959.20	18387.63
Dec-22	238.00	190.25	214.13	Dec-22	18887.60	17774.25	18330.93
Jan-23	229.45	200.00	214.73	Jan-23	18251.95	17405.55	17828.75
Feb-23	210.00	190.15	200.08	Feb-23	18134.75	17255.20	17694.98
Mar-23	203.95	145.30	174.63	Mar-23	17799.95	16828.35	17314.15

**BSE**

Months	BIL			Months	NSE Nifty		
	High (Rs.)	Low (Rs.)	Average (Rs.)		High (Rs.)	Low (Rs.)	Average (Rs.)
Apr-22	287.95	251.00	269.48	Apr-22	60845.10	56009.07	58427.09
May-22	292.00	156.15	224.08	May-22	57184.21	52632.48	54908.35
Jun-22	191.95	150.05	171.00	Jun-22	56432.65	50921.22	53676.94
Jul-22	226.00	156.10	191.05	Jul-22	57619.27	52094.25	54856.76
Aug-22	229.95	189.80	209.88	Aug-22	60411.20	57367.47	58889.34
Sep-22	227.00	188.20	207.60	Sep-22	60676.12	56147.23	58411.68
Oct-22	234.05	200.00	217.03	Oct-22	60786.70	56683.40	58735.05
Nov-22	221.50	203.05	212.28	Nov-22	63303.01	60425.47	61864.24
Dec-22	238.05	190.30	214.18	Dec-22	63583.07	59754.10	61668.59
Jan-23	228.25	200.00	214.13	Jan-23	61343.96	58699.20	60021.58
Feb-23	239.00	188.60	213.80	Feb-23	61682.25	58795.97	60239.11
Mar-23	226.95	147.65	187.30	Mar-23	60498.48	57084.91	58791.70



8. Registrar & Share Transfer Agent : MAS Services Ltd.

(For both Physical & Electronic Transfer etc.)

T-34, 2nd Floor, Okhla Industrial Area,
Phase-II, New Delhi - 110 020
Tel. No. 26387281-83, Fax No. 26387384
E-mail: info@masserv.com

9. Share Transfer System:

In terms of the SEBI Listing Regulations, securities of the Company can only be transferred in dematerialised form. Requests for dematerialisation of securities are processed and confirmation thereof is given to the respective depositories, that is the National Securities Depository Limited (NSDL) and the Central Depository Services India Limited (CDSL), within the statutory time limit from the date of receipt of share certificates/ letter of confirmation after due verification.

10. Distribution of Shareholding as on 31st March, 2023

No. of Shares	Shareholders		Shareholding	
	Number	% to total	Number	% to total
Upto 500	5654	92.36	415900	3.41
501-1000	186	3.04	144126	1.18
1001-2000	99	1.62	141745	1.16
2001-3000	34	0.56	87175	0.71
3001-4000	22	0.36	81348	0.67
4001-5000	17	0.28	77087	0.63
5001-10000	45	0.74	326079	2.67
10001 & above	65	1.06	10933669	89.57
Total	6122	100.00	12207129	100.00

11. Shareholding Pattern as on 31st March, 2023

Category	No. of Share held	% of Paid-up Capital
Promoters Holding	1483612	12.15
Persons acting in concert	5518037	45.21
Banks/Financial Institutions	200	0.00
Central Government/State Government (IEPF)	59169	0.48
NRIs/OCBs/Foreign National/FII/FFI	1076383	8.82
Indian Corporate Bodies/LLPs/ Trusts	1835289	15.03
Indian Public (Individual and HUF)	2192601	17.96
Directors and relatives	40025	0.33
Clearing Members	1813	0.02
Total	12207129	100.00

12. Dematerialization of shares and liquidity share

: As on 31st March, 2023, 99.25% of the Paid-up capital has been dematerialized.

13. Outstanding GDRs/ADRs/Warrants or any convertible instruments, conversion date and likely impact on equity

: During the year under review, the Company not issued neither allotted warrants or any convertible instruments, which was impact on equity.

14. Plant Locations

: Bangalore, Chennai, Tada.

15. Address for Correspondence

: Registered Office
Bhartiya International Limited
56/7, Nallambakkam Village,
(Via Vandalur), Chennai – 600 048. Tamil Nadu
Tel No.: +91 9551050148/19/20/21
E-mail: shares@bhartiya.com

Company Secretary and Compliance Officer
Mr. Yogesh Kumar Gautam
Bhartiya International Limited
56/7, Nallambakkam Village,
(Via Vandalur), Chennai –600 048. Tamil Nadu
Tel No.: +91 9551050148/19/20/21
E-mail: shares@bhartiya.com

DISCLOSURES

- The Company is in compliance with all the mandatory requirements under the Listing Regulations.
- All transactions entered into with the Related Parties as defined under the Companies Act, 2013 and Regulation 23 of the Listing Regulations during the financial year were in the ordinary course of business and on arm's length basis and do not attract the provisions of Section 188 of the Companies Act, 2013. There were no materially significant transactions with Related Parties during the financial year. Related party transactions have been disclosed under significant accounting policies and notes forming part of the Financial Statements in accordance with "IND AS". A statement in summary form of transactions with Related Parties in ordinary course of business and arm's length basis is periodically placed before the Audit committee for review and recommendation to the Board for their approval.

As required under Regulation 23(1) of the SEBI Listing Regulations, the Company has formulated a policy on dealing with Related Party Transactions. The Policy is available on the website of the Company (www.bhartiya.com).

None of the transactions with Related Parties were in conflict with the interest of Company. All the transactions are in the ordinary course of business and have no potential conflict with the interest of the Company at large and are carried out on an arm's length or fair value basis.

3. In the preparation of the financial statements, the Company has followed the Accounting Standards referred to in Section 133 of the Companies Act, 2013. The significant accounting policies which are consistently applied are set out in the Notes to the Financial Statements
4. Company has laid down adequate procedure to inform the Board about the risk assessment and risk minimization procedures. Business risk evaluation and management is an ongoing process within the Company. The assessment is periodically examined by the Board.
5. Commodity price risks and commodity hedging activities – The Company is exposed to the risk of price fluctuation of raw materials and manages these risks proactively through inventory management and proactive vendor development practices.
6. There have been no instances of non-compliance by the Company on any matter related to capital markets and no penalties or strictures have been imposed by SEBI or the Stock Exchange during the last three years.
7. In compliance with the SEBI regulations on prevention of Insider Trading, the Company has constituted a comprehensive code of conduct for its management and staff. The code lays down guidelines, which advises them on procedures to be followed and disclosures to be made, while dealing with shares of the Company, and cautioning them of the consequences of violation. Further, as per the guidelines on SEBI (Prohibition of Insider Trading) Regulations, 2015, the company has implemented a Code of Practice and Procedure for Fair Disclosure of Unpublished Price Sensitive Information.
8. Details of utilization of funds raised through preferential allotment or qualified institutions placement as specified under Regulation 32 (7A). **Not Applicable**
9. A certificate from a Company Secretary in practice that none of the directors on the board of the company have been debarred or disqualified from being appointed or continuing as directors of companies by the Board/ Ministry of Corporate Affairs or any such statutory authority. The Company has obtained the certificate in this regard and the same is annexed as a part of the report.
10. Whether the board had not accepted any recommendation of any committee of the Board which is mandatorily required, in the relevant financial year. **Not Applicable.**
11. Total fees for all services paid by the listed entity and its subsidiaries, on a consolidated basis, to the statutory auditor and all entities in the network firm/network entity of which the statutory auditor is a part - Details relating to fees paid to the Statutory Auditors are given in Note 47 to the Standalone Financial Statements and Note 38 to the Consolidated Financial Statements.
12. Pursuant to Section 177(9) and (10) of the Companies Act, 2013 and Regulation 22 of the SEBI Listing Regulations, the Company has formulated Whistle Blower Policy for vigil mechanism for Directors and employees to report to the management about the unethical behavior, fraud or violation of Company's Code of Conduct. The mechanization provides for adequate safeguards against victimization of employees and Directors who use such mechanism and makes provision for direct access to the Chairperson of the Audit Committee in exceptional cases. None of the personnel of the Company has been denied access to the Audit Committee.
13. **Demat Suspense Account/ Unclaimed Suspense Account** - The Company does not have any shares in the demat suspense account or unclaimed suspense account.

14. **SUBSIDIARY COMPANY**

None of the subsidiary of the Company falls within the meaning of "Material Non-listed Indian subsidiary" as designed by the SEBI Listing Regulations. However, the Company has formulated the Material Subsidiary policy and uploaded the same on the website of the Company (www.bhartiya.com).

The Company monitors the performance of its subsidiary companies, inter alia, by the following means:

The financial statements and the minutes of the Board Meetings of the subsidiary companies are noted at the Board Meetings respectively of the Company.

15. The Company has complied with all mandatory requirements of Corporate Governance as specified under SEBI Listing Regulations. The company confirms compliance with corporate governance requirements specified in Regulation 17 to 27 and sub-regulation (2) of the Regulation 46 of the Listing Regulations.

During the year under review the Company and / or its subsidiaries have not given any loan and advances whether directly or indirectly to Firms/ Companies in which any of the Director is interested.

NON-MANDATORY REQUIREMENTS

The Company has complied with all the mandatory requirements of the Listing Regulations. The Company has also adopted the following discretionary requirements as provided in the Listing Regulations:

- (i) The Chairman of the Board is a Non-Executive Director and his position is separate from that of the Whole-Time Director & CEO.
- (ii) The Internal Auditor reports to the Audit Committee.
- (iii) The financial statements of the Company are with unmodified audit opinion.

Insider Trading Code

The Securities and Exchange Board of India (SEBI) has promulgated the SEBI (Prohibition of Insider Trading) Regulations, 2015 as amended in 2018 ("The PIT Regulations").

The object of the PIT Regulations is to curb the practice of insider trading in the securities of a listed Company.

The Company has adopted an 'Internal Code of Conduct for Regulating, Monitoring and Reporting of Trades by Insiders' ("the Code") in accordance with the requirements of the PIT Regulations.

The Code is applicable to Promoters and Promoter's Group, all Directors and such Designated Employees who are expected to have access to unpublished price sensitive information relating to the Company. The Company Secretary is the Compliance Officer for monitoring adherence to the said Regulations.

The Company has also formulated 'The Code of Practices and Procedures for Fair Disclosure of Unpublished Price Sensitive Information (UPSI)' in compliance with SEBI (Prohibition of Insider Trading) Regulations, 2015.

Code of Conduct

As per requirement of Regulation 17(5) of the SEBI Listing Regulations, with the Stock Exchanges, the Board has laid down a Code of Conduct ("the Code") for all Board members and Senior Management Personnel of the Company. The Code is posted on the website of Bhartiya Group www.bhartiya.com. All Board members and Senior Management Personnel affirm at firm compliance with the code on an annual basis and the declaration to that effect by Mr. Snehdeep Aggarwal, Chairman, is attached to this report.

A Code of conduct applicable to all the employees of the Group has been communicated, which are to be followed in day to day work life. To help, guide and align our behaviors as we make business decisions that impact our daily operations, we rely on our Employee Code of Conduct, which outlines our values and describes our standards for conduct, compliance, and avoiding conflicts of interest. It supports our continuing commitment to honest and ethical conduct and compliance with both the letter and the spirit of all laws, rules, and regulations, and our company's policies, standards, and procedures.

The Company recognizes that sexual harassment violates fundamental rights of gender equality, right to life and liberty and right to work with human dignity as guaranteed by the Constitution of India. To meet this objective, measures have been taken to eliminate and to take necessary penal action for any act of sexual harassment, which includes unwelcome sexually determined behaviour. The Company has taken initiatives to create wide awareness amongst the employees about the policy for prevention of sexual harassment. There is no instance of sexual harassment reported during the financial year ending 2022-23.

NSE ELECTRONIC APPLICATIONS PROCESSING SYSTEMS (NEAPS) and BSE LISTING CENTER

All compliances related filings like financials results, shareholding pattern, corporate governance report, investors' complaints status, media releases etc. are also filed electronically in NEAPS and BSE Listing Center.

SEBI COMPLAINT REDRESS SYSTEM (SCORES)

The investor complaints are processed in a centralized web based complaints redress system. The salient features of this system are: Centralized database of all complaints, online upload of Action Taken Report (ATRs) by the concerned companies and online viewing by the investors of actions taken on the complaints and its current status.

MANAGEMENT DISCUSSION AND ANALYSIS REPORT (MDA)

MDA is attached separately in this Annual Report.

Reconciliation of Share Capital Audit:

As stipulated by SEBI, a qualified Practicing Company Secretary carries out the Reconciliation of Share Capital Audit to reconcile the total admitted capital with National Securities Depository Limited (NSDL) and Central Depository Services (India) Limited (CDSL) and the total issued and paid-up capital. This audit is carried out every quarter and the report there on is submitted to the Stock Exchanges and is placed before the Stakeholders Relationship Committee of the Board of Directors of the Company. The audit, inter alia, confirms that the total listed and paid-up capital of the Company is in agreement with the aggregate of the total number of shares in dematerialized form held with NSDL and CDSL and total number of shares in physical form.

Corporate Identity Number (CIN)

Corporate Identity Number (CIN) of the Company, allotted by the Ministry of Corporate Affairs, Government of India is L74899TN1987PLC111744.

Transfer of unclaimed / unpaid amounts / shares to the Investor Education and Protection Fund (IEPF):

Pursuant to Sections 124 and 125 of the Act read with the IEPF (Accounting, Audit, Transfer and Refund) Rules, 2016 ("IEPF Rules"), the Company has to transfer to the IEPF Authority, established by the Central Government the dividend amounts, application money, principal amounts of debentures and deposits as well as the interest accruing thereon, sale proceeds of fractional shares, redemption amount of preference shares, etc. remaining unpaid or unclaimed for a period of 7 years from the date they became due for payment.

Furthermore, the IEPF Rules mandate companies to transfer shares of shareholders whose dividend amounts remain unpaid / unclaimed for a period of 7 consecutive years to the demat account of the IEPF Authority. The said requirement does not apply to shares in respect of which there is a specific order of the Court, Tribunal or Statutory Authority, restraining any transfer of shares.

In light of the aforesaid provisions, the Company has during the year under review, transferred to IEPF the unclaimed dividends, outstanding for 7 consecutive years of the Company. Further, shares of the Company, in respect of which dividends have not been claimed for 7 consecutive years or more, have also been transferred to the demat account of the IEPF Authority.

The details of the unclaimed dividends and shares transferred to IEPF during FY 2022-23 are as follows:

Particulars	Amount in Dividend (In Rs.)	No. of Shares
Final Dividend 2014-15	1,00,434	3,207
Total	1,00,434	3,207

The Members who have a claim on the above dividends and shares may claim the same from the IEPF Authority by submitting an online application in the prescribed web-Form No. IEPF-5 available on the website www.iepf.gov.in and send an original form and acknowledgement, along with requisite documents duly self-certified by the claimant(s), duly self-certified, of the said Form and acknowledgement along with requisite documents, as enumerated in the Instruction Kit, to the Company for vetting and suitable recommendation to IEPF Authority. No claims shall lie against the Company in respect of the dividend/shares so transferred. The Members/ Claimants can file only one consolidated claim in a financial year as per the IEPF Rules.

The Company strongly recommends shareholders to encash / claim their respective dividend within the period given below from the Company's Registrar and Share Transfer Agents:

Financial Year Ended	Date by which unclaimed dividend amount will be credited/transferred to the "Investor Education and Protection Fund"
31.03.2016	03.11.2023
31.03.2017	01.11.2024
31.03.2018	02.11.2025
31.03.2019	31.10.2026
31.03.2020	N.A.
31.03.2021	N.A.
31.03.2022	N.A.
31.03.2023	N.A.

Members who have not encashed their Dividend Warrants for the above financial years/period, may approach the Company's Registrar & Share Transfer Agent/Company for obtaining duplicate Dividend Warrants/Revalidation of Dividend Warrants or transfer of dividend amount into their bank accounts.

Whilst the Company has already written to the Members, informing them about the due dates for transfer to IEPF for unclaimed dividends/ interest payments, attention of the stakeholders is again drawn to this matter through the Annual Report. The data on unpaid/ unclaimed dividend and other unclaimed monies is also available on the Company's website at www.bhartiya.com under Investor Relations section. Those claimants who have not yet encashed their unclaimed/unpaid amounts are requested to correspond with the Company/ Registrar and Transfer Agents, at the earliest. Members may refer to the Refund Procedure for claiming the amounts transferred to the IEPF Authority as detailed on <http://www.iepf.gov.in/IEPF/refund.html>.

Mr Yogesh Kumar Gautam, Company Secretary, is the Nodal Officer. His contact details are – Bhartiya International Limited, Plot no. 38, Sector-44, Gurgaon, India. Tel: 0124-4888555 (Extn.-8511) Email: yogesh.gautam@bhartiya.com.

Upto March 31, 2023, the Company has transferred 3207 (0.026%) equity shares of Rs. 10 each, on which dividend remained unclaimed or unpaid for a period of seven consecutive years or more, to Investor Education and Protection Fund Authority (IEPF Authority).

Dematerialization of Shares – Process

Shareholders who continue to hold shares in physical form are requested to dematerialize their shares at the earliest and avail the benefits of dealing shares in demat form. For convenience of shareholders, the process of getting the shares dematerialized is given hereunder:

- a. Demat account should be opened with a Depository Participant (DP).
- b. Shareholders should submit the Dematerialization Request Form (DRF) along with share certificates in original, to their DP.
- c. DP will process the DRF and will generate a Dematerialization Request Number (DRN).
- d. DP will submit the DRF and original share certificates to the Registrar and Transfer Agents (RTA), i.e Mas Services Limited.
- e. RTA will process the DRF and update the status to DP/ Depositories.
- f. Upon confirmation of request, the shareholder will get credit of the equivalent number of shares in his demat account maintained with the DP.

Nomination Facility

Your Company is pleased to offer the facility of nomination to members. Pursuant to Section 72 of the Companies Act, 2013, the members, who hold shares in the physical form and wish to avail nomination facility, are requested to send the duly complete nomination form, available on the website of the Company www.bhartiya.com, to the Registrar and Share transfer Agent of the Company. The Members, who hold shares in the electronic form and wish to avail nomination facility, are requested to send separate request to their respective Depository Participant(s) only.

Consolidation of Folios and avoidance of Multiple Mailing

In order to enable the Company to reduce costs and duplication of efforts for investor servicing, members who may have more than one folio in their individual name or jointly with other persons mentioned in the same order, are requested to consolidate all similar holdings under one folio. This would help in monitoring the folios more effectively. Members may write to the Registrar and Share Transfer Agent at their address given earlier, indicating the folio numbers to be consolidated.

National Electronic Clearing Services (NECS) Mandate

Members holding shares in dematerialised form are requested to intimate all changes pertaining to their bank details, National Electronic Clearing Service (NECS), Electronic Clearing Service (ECS) mandates, nominations, power of attorney, change of address, change of name, e-mail address, contact numbers etc., to their respective Depository Participant (DP). Changes intimated to the DP will then be automatically reflected in the Company's records which will help the Company and the Company's Registrar and Share Transfer Agent to provide efficient and better services. Members holding shares in physical form are requested to intimate such changes to Company's Registrar and Share Transfer Agent.

Compliance Certificate

The Statutory Auditors M/s. Sushil Poddar & Co., Chartered Accountants, have certified that the Company has complied with the conditions of Corporate Governance as stipulated in SEBI Listing Regulations and the same is annexed to this Report.

CODE OF CONDUCT DECLARATION**Declaration**

A Code of Conduct for the Directors and Senior Management Personnel has already been approved by the Board of Directors of the Company. As provided under Regulation 26 (3) of the SEBI Listing Regulations, all Board Members and Senior Management Personnel have affirmed compliance with Bhartiya International Limited Code of Business Conduct and Ethics for the year ended 31st March, 2023.

Gurugram, 30th May, 2023

Sd/-
Snehdeep Aggarwal
Chairman

CEO/CFO CERTIFICATION

(Pursuant to Regulation 17(8) of SEBI (Listing Obligations and Disclosure Requirements) Regulations, 2015 for the Financial Year ended 31st March, 2023)

To,
The Board of Directors
Bhartiya International Limited

We, Manoj Khattar, Whole-Time Director and Raj Kumar Chawla, Chief Financial Officer, responsible for the finance function to the best of our knowledge and belief, certify that:-

- A. We have reviewed financial statements and the cash flow statement for the year ended 31st March, 2023 and that to the best of our knowledge and belief:
1. These statements do not contain any materially untrue statement or omit any material fact or contain statements that might be misleading;
 2. These statements together present a true and fair view of the company's affairs and are in compliance with existing accounting standards, applicable laws and regulations.
- B. To the best of our knowledge and belief, no transactions entered into by the Company during the year ended 31st March, 2023 are fraudulent, illegal or violative of the company's code of conduct.
- C. We accept responsibility for establishing and maintaining internal controls for financial reporting and that we have evaluated the effectiveness of internal control systems of the company pertaining to financial reporting. Deficiencies in the design or operation of such internal controls, if any, of which we are aware, have been disclosed to the Auditors and the Audit Committee and steps have been taken to rectify these deficiencies.
- D. i. There has not been any significant change in internal control over financial reporting during the year under reference;
- ii. There has not been any significant changes in accounting policies during the year requiring disclosure in the notes to the financial statements; and
- iii. We are not aware of any instance during the year of significant fraud with involvement therein, if any, of the management or an employee having a significant role in the company's internal control system over financial reporting.

For and on behalf of the Board

Gurugram, 30th May, 2023

Sd/-
Manoj Khattar
Whole-Time Director

Sd/-
Raj Kumar Chawla
Chief Financial Officer

CERTIFICATE OF NON-DISQUALIFICATION OF DIRECTORS**(Pursuant to Regulation 34(3) and Schedule V Para C clause (10)(i) of the SEBI (Listing Obligations and Disclosure Requirements) Regulations, 2015)**

To,
The Members
BHARTIYA INTERNATIONAL LIMITED
56/7, Nallambakkam Village (Via Vandalur)
Chennai, Tamilnadu 600048

We have examined the relevant registers, records, forms, returns and disclosures received from the Directors of BHARTIYA INTERNATIONAL LIMITED having CIN L74899TN1987PLC111744 and having registered office at 56/7, Nallambakkam Village (Via Vandalur) Chennai, Tamilnadu 600048 (hereinafter referred to as 'the Company'), produced before me/us by the Company for the purpose of issuing this Certificate, in accordance with Regulation 34(3) read with Schedule V Para-C Sub clause 10(i) of the Securities Exchange Board of India (Listing Obligations and Disclosure Requirements) Regulations, 2015.

In our opinion and to the best of our information and according to the verification (including Directors Identification Number (DIN) status at the portal (www.mca.gov.in) as considered necessary and explanations furnished to us by the Company & its officers, We hereby certify that none of the Directors on the Board of the Company for the Financial Year ending on 31st March, 2023 have been debarred or disqualified from being appointed or continuing as Directors of companies by the Securities and Exchange Board of India, Ministry of Corporate Affairs, or any such other Statutory Authority.

Ensuring the eligibility of for the appointment / continuity of every Director on the Board is the responsibility of the management of the Company, Our responsibility is to express an opinion on these based on our verification, This certificate is neither an assurance as to the future viability of the Company nor of the efficiency or effectiveness with which the management has conducted the affairs of the Company.

**For RSM & Co.
Company Secretaries**

**Sd/-
CS RAVI SHARMA
Partner**

**FCS: 4468 | COP No.: 3666
UDIN: F004468E000754131
Peer Review Cert. No 978/2020**

New Delhi, 11th August, 2023

AUDITORS CERTIFICATE REGARDING COMPLIANCE OF CONDITIONS OF CORPORATE GOVERNANCE

To,
The Members
Bhartiya International Limited.

We have examined the compliance of Conditions of Corporate Governance by Bhartiya International Limited ("the Company") for the financial year ended on 31st March, 2023 as stipulated in the Securities and Exchange Board of India (Listing Obligations and Disclosure Requirements) Regulations, 2015 (referred to as "SEBI Listing Regulations, 2015").

The compliance of conditions of Corporate Governance is the responsibility of the management. Our examination was limited to procedures and implementation thereof, adopted by the Company for ensuring the compliance of the conditions of the Corporate Governance. It is neither an audit nor an expression of opinion on the financial statement of the Company.

In our opinion and to the best of our information and according to the explanations given to us, we certify that the Company has complied with the conditions of Corporate Governance as stipulated in the SEBI Listing Regulations, 2015.

We further state such compliance is neither an assurance as to the future viability of the Company nor the efficiency or effectiveness with which the management has conducted the affairs of the Company.

**For RSM & Co.
Company Secretaries**

**Sd/-
CS RAVI SHARMA
Partner**

**FCS: 4468 | COP No.: 3666
UDIN: 23094479BGUZEX7105
Peer Review Cert. No 978/2020**

New Delhi, 11th August, 2023

INDEPENDENT AUDITORS' REPORT

To the Members of

Bhartiya International Limited

Report on the Audit of the Consolidated Financial Statements

Opinion

We have audited the accompanying Consolidated Financial Statements of Bhartiya International Limited ('the Holding Company') and its subsidiaries (the Holding company and its subsidiaries together referred to as 'the Group') and its associate comprising the Consolidated Balance Sheet as at March 31, 2023, the Consolidated Statement of Profit and Loss (including Other Comprehensive Income), the Consolidated Cash Flow Statement and the Consolidated Statement of Changes in Equity for the year then ended, and a summary of the significant accounting policies and other explanatory information (hereinafter referred to as 'the consolidated financial statements').

In our opinion and to the best of our information and according to the explanations given to us, and based

on the consideration of report of other auditors on separate financial statements of a subsidiary as was audited by the other auditors, the aforesaid Consolidated Financial Statements give the information required by the Companies Act, 2013 ("the Act") in the manner so required and give a true and fair view in conformity with the Indian Accounting Standards prescribed under section 133 of the Act read with the Companies (Indian Accounting Standards) Rules, 2015, as amended, ("Ind AS") and other accounting principles generally accepted in India, of the Consolidated State of Affairs of the Group as at March 31, 2023, its Consolidated Profit and Consolidated Other Comprehensive Income, Consolidated Changes in Equity and its Consolidated Cash Flows for the year ended on that date.

Basis for Opinion

We conducted our audit in accordance with the Standards on Auditing (SAs) specified under Section 143(10) of the Act. Our responsibilities under those Standards are further described in the 'Auditor's Responsibility for the Audit of the Consolidated Financial Statements' section of our report. We are independent of the Company in accordance with the Code of Ethics issued by the Institute of Chartered Accountants of India (ICAI) together with the ethical requirements that are relevant to our audit of the financial statements under the provisions of the Act and the Rules made there under, and we have fulfilled our other ethical responsibilities in accordance with these requirements and the ICAI's Code of Ethics. We believe that the audit evidence we have obtained and the audit evidence obtained by the other auditors in terms of their report referred to in the other matters paragraph below is sufficient and appropriate to provide a basis for our opinion.

Key Audit Matters

Key audit matters are those matters that, in our professional judgment were of most significance in our audit of the consolidated financial statements of the current period. These matters were addressed in the context of our audit of the consolidated financial statements as a whole, and in forming our opinion thereon, and we do not provide a separate opinion on these matters. We have determined the matters described below to be the key audit matters to be communicated in our report.

Key Audit Matters	Auditor's Response
<p><u>Revenue Recognition:</u></p> <p>Revenue from the sale of goods (hereinafter referred to as "Revenue" is recognized when Company performs its obligation to its customers and the amount of revenue can be measured reliably and recovery of the consideration is probable. The timing of such revenue recognition in case of sale of goods is when the control over the same is transferred to the customer.</p> <p>The timing of revenue recognition is relevant to the reported performance of the company. The management considers revenue as a key measure for evaluation of performance. There is a risk of revenue being recorded before control is transferred.</p> <p>Refer Note 4.10 to the Consolidated Financial Statements.</p>	<p><u>Principal audit procedures performed:</u></p> <ul style="list-style-type: none"> • Assessed the Company's revenue recognition accounting policies in line with the Ind AS 115 ("Revenue from Contracts with Customers") and tested thereof. • Evaluated the integrity of the general information and technology control environment and testing the operating effectiveness of key IT application controls over revenue recognition. • Evaluated the design, implementation and operating effectiveness of Company's control in respect of revenue recognition. • Tested the effectiveness of such controls over revenue cut off at the year-end • On a sample basis, tested supporting documentation for sales transactions recorded during the year which included sales invoices, customer contracts and shipping documents. • Performed an increased level of substantive testing in respect of sales transactions recorded during the period closer to the year end and subsequent to the year end. • Assessed disclosure in financial statements in respect of revenue, as specified in Ind AS 115.

Information Other than the Financial Statement and Auditor's Report Thereon

The Holding Company's Board of Directors is responsible for the preparation of the other information. The other information comprises the information included in the Annual Report, but does not include the consolidated financial statements and our auditor's report thereon.

Our opinion on the consolidated financial statements does not cover the other information and we do not express any form of assurance conclusion thereon.

In connection with our audit of the consolidated financial statements, our responsibility is to read the other information and, in doing so, consider whether the other information is materially inconsistent with the consolidated financial statements or our knowledge obtained in the audit or otherwise appears to be materially misstated. If, based on the work we have performed, we conclude that there is a material misstatement of this other information, we are required to report that fact. We have nothing to report in this regard.

Responsibilities of Management and Those Charged with Governance for the Consolidated Financial Statements

The Holding Company's Board of Directors is responsible for the preparation & presentation of these consolidated financial statements in terms of the requirements of the Act that give a true and fair view of the Consolidated Financial Position, Consolidated Financial Performance (including other comprehensive income), Consolidated Statement of Changes in Equity and Consolidated Cash Flows of the Group including its associates in accordance with the accounting principles generally accepted in India, including the Indian Accounting Standards (Ind AS) specified under Section 133 of the Act. The respective Board of Directors /management of the companies included in the Group, and its associate are responsible for maintenance of adequate accounting records in accordance with the provisions of the Act for safeguarding the assets and for preventing and detecting frauds and other irregularities; selection and application of appropriate accounting policies; making judgments and estimates that are reasonable and prudent; and design, implementation and maintenance of adequate internal financial controls, that were operating effectively for ensuring the accuracy and completeness of the accounting records, relevant to the preparation and presentation of the Consolidated Financial Statements that give a true and fair view and are free from material misstatement, whether due to fraud or error. These financial statements have been used for the purpose of preparation of the consolidated financial statements by the Directors of the Holding Company, as aforesaid.

In preparing the consolidated financial statements, the respective Board of Directors of the companies included in the Group and of its associates are responsible for assessing the ability of the group and its associates to continue as a going concern, disclosing, as applicable, matters related to going concern and using the going concern basis of accounting unless management either intends to liquidate the Group or to cease operations, or has no realistic alternative but to do so.

The respective Board of Directors of the companies included in the Group and of its associates are responsible for overseeing the financial reporting process of the Group and of its associates.

Auditor's Responsibilities for the Audit of the Consolidated Financial Statements

Our objectives are to obtain reasonable assurance about whether the consolidated financial statements as a whole are free from material misstatement, whether due to fraud or error, and to issue an auditor's report that includes our opinion. Reasonable assurance is a high level of assurance, but is not a guarantee that an audit conducted in accordance with Standards on Auditing will always detect a material misstatement when it exists. Misstatements can arise from fraud or error and are considered material if, individually or in the aggregate, they could reasonably be expected to influence the economic decisions of users taken on the basis of these consolidated financial statements.

As part of an audit in accordance with Standards on Auditing, we exercise professional judgment and maintain professional skepticism throughout the audit. We also:

- Identify and assess the risks of material misstatement of the consolidated financial statements, whether due to fraud or error, design and perform audit procedures responsive to those risks, and obtain audit evidence that is sufficient and appropriate to provide a basis for our opinion. The risk of not detecting a material misstatement resulting from fraud is higher than for one resulting from error, as fraud may involve collusion, forgery, intentional omissions, misrepresentations, or the override of internal control.
- Obtain an understanding of internal control relevant to the audit in order to design audit procedures that are appropriate in the circumstances. Under Section 143(3) (i) of the Act, we are also responsible for expressing our opinion on whether the holding company has adequate internal financial controls system in place and the operating effectiveness of such controls.

- Evaluate the appropriateness of accounting policies used and the reasonableness of accounting estimates and related disclosures made by management.
- Conclude on the appropriateness of management's use of the going concern basis of accounting and, based on the audit evidence obtained, whether a material uncertainty exists related to events or conditions that may cast significant doubt on the ability of the group & its associates to continue as a going concern. If we conclude that a material uncertainty exists, we are required to draw attention in our auditor's report to the related disclosures in the consolidated financial statements or, if such disclosures are inadequate, to modify our opinion. Our conclusions are based on the audit evidence obtained up to the date of our auditor's report. However, future events or conditions may cause the Group & its associates to cease to continue as a going concern.
- Evaluate the overall presentation, structure and content of the consolidated financial statements, including the disclosures, and whether the consolidated financial statements represent the underlying transactions and events in a manner that achieves fair presentation.
- Obtain sufficient appropriate audit evidence regarding the financial information of such entities within the Group & its associates to express an opinion on the consolidated financial statements. We are responsible for the direction, supervision and performance of the audit of financial Statement of such entities included in the consolidated financial statements of which we are independent auditors. For the other entities included in the consolidated financial statements, which have been audited by other auditors, such other auditors remain responsible for the direction, supervision and performance of the audits carried out by them. We remain solely responsible for our audit opinion.

We communicate with those charged with governance of the Holding Company and such other entities included in the consolidated financial statements of which we are the independent auditors regarding, among other matters, the planned scope and timing of the audit and significant audit findings, including any significant deficiencies in internal control that we identify during our audit.

We also provide those charged with governance with a statement that we have complied with relevant ethical requirements regarding independence, and to communicate with them all relationships and other matters that may reasonably be thought to bear on our independence, and where applicable, related safeguards.

From the matters communicated with those charged with governance, we determine those matters that were of most significance in the audit of the consolidated financial statements of the current period and are therefore the key audit matters. We describe these matters in our auditor's report unless law or regulation precludes public disclosure about the matter or when, in extremely rare circumstances, we determine that a matter should not be communicated in our report because the adverse consequences of doing so would reasonably be expected to outweigh the public interest benefits of such communication.

Other Matters

We did not audit the financial statements of seven subsidiaries, whose financial statements reflect total assets of Rs 18,671.25 lacs as at March 31, 2023, total revenues of Rs. 17,508.39 lacs and net cash inflows amounting to Rs.142.07 lacs for the year ended on that date. These financial statements have been audited by other auditors whose reports have been furnished to us by the management. Our opinion on the consolidated financial statements, in so far as it relates to the amounts and disclosures included in respect of these subsidiaries is based solely on the reports of the other auditors.

Certain of these subsidiaries are located outside India whose financial statements and other financial information have been prepared in accordance with accounting principles generally accepted in their countries and which have been audit by other auditors under generally accepted auditing standards applicable in their countries. The Holding Company's management has converted the financial statements of such subsidiaries located outside India from accounting principles generally accepted in their respective countries to accounting principles generally accepted in India. These financial statements which were converted into generally accepted accounting principles in India has also been reviewed by an independent Chartered Accountant. Our opinion in so far as it related to the balances and affairs of such subsidiaries located outside India is based on the report of the other auditors and the review report of the independent Chartered Accountant furnished to us by the management.

We have relied on the review report of an independent Chartered Accountant, other than the statutory auditor of the holding company, for the consolidated financial statement and other financial information prepared and approved by the board of directors of one associate wherein the group's share of Net Profit aggregate to Rs 4,815.92 lacs. Financial statements of another associate has been audited by other auditor, wherein the group share of Net Profit aggregate to Rs. Nil. These financial statements have been furnished to us by the management. Our opinion on the consolidated financial statements, in so far as it relates to the amounts and disclosures included in respect of these associates is based solely on the reports of such other auditors.

Our opinion on the consolidated financial statements, and our report on Other Legal and Regulatory Requirements below, is not modified in respect of the above matters with respect to our reliance on the work done and the reports of the other auditors.

Report on other Legal and Regulatory Requirements

1. As required by the Companies (Auditor's Report) Order, 2020 ("the Order") issued by the Central Government of India in terms of Section 143(11) of the Act, we give in the "Annexure A" a statement on the matters specified in paragraphs 3 and 4 of the Order, to the extent applicable.
2. As required by sub-section 3 of Section 143 of the Act, we report, to the extent applicable, that:
 - (a) We have sought and obtained all the information and explanations which to the best of our knowledge and belief were necessary for the purposes of our audit of the aforesaid consolidated financial statements.
 - (b) In our opinion, proper books of account as required by law relating to preparation of the aforesaid consolidated financial statements have been kept so far as it appears from our examination of those books and the report of the other auditors.
 - (c) The Consolidated Balance Sheet, the Consolidated Statement of Profit and Loss including Other Comprehensive Income, and the consolidated cash flow statement dealt with by this Report are in agreement with the relevant books of account maintained for the purpose of preparation of the consolidated financial statements.
 - (d) In our opinion, the aforesaid consolidated financial statements comply with the Indian Accounting Standards (Ind As) specified under Section 133 of the Act.
 - (e) On the basis of the written representations received from the directors of the Holding Company as on March 31st, 2023 taken on record by the Board of Directors of the Holding Company and the report of the statutory auditors of its subsidiary companies incorporated in India, none of the Directors of the Group companies incorporated in India is disqualified as on March 31st, 2023 from being appointed as a Director of that company in terms of sub-section 2 of Section 164 of the Act.
 - (f) With respect to the adequacy of the internal financial controls over financial reporting of the Group and the operating effectiveness of such controls, refer to our separate report in 'Annexure B'; and
 - (g) With respect to the other matters to be included in the Auditor's Report in accordance with the requirements of section 197(16) of the Act, as amended, in our opinion and to the best of our information and according to the explanations given to us, the remuneration paid/ provided by the Holding Company and its Indian Subsidiaries to its directors during the year is in accordance with the provisions of section 197 of the Act.
 - (h) With respect to the other matters to be included in the Auditors' Report in accordance with Rule 11 of the Companies (Audit and Auditors) Rules, 2014, in our opinion and to the best of our information and according to the explanations given to us:
 - i) The consolidated financial statements disclose the impact of pending litigations on the consolidated financial position of the Group & its associates.
 - ii) The provision has been made in the Consolidated Financial Statement as required under the applicable law or Ind As, for material foreseeable losses, if any, on long term contracts including derivatives contracts.
 - iii) There has been no delay in transferring amounts, required to be transferred, to the Investor Education and Protection Fund by the Holding Company or its subsidiary companies incorporated in India.
 - iv)
 - a) The respective Managements of the Company and its subsidiaries which are companies incorporated in India, whose financial statements have been audited under the Act, have represented to us that, to the best of their knowledge and belief, no funds (which are material either individually or in the aggregate) have been advanced or loaned or invested (either from borrowed funds or share premium or any other sources or kind of funds) by the Company or any of such subsidiaries to or in any other person or entity, including foreign entity ("Intermediaries"), with the understanding, whether recorded in writing or otherwise, that the Intermediary shall, directly or indirectly lend or invest in other persons or entities identified in any manner whatsoever by or on behalf of the Company or any of such subsidiaries ("Ultimate Beneficiaries") or provide any guarantee, security or the like on behalf of the Ultimate Beneficiaries;
 - b) The respective Managements of the Company and its subsidiaries which are companies incorporated in India, whose financial statements have been audited under the Act, have represented to us that, to the best of their knowledge and belief, no funds (which are material either individually or in the aggregate)

have been received by the Company or any of such subsidiaries from any person or entity, including foreign entity ("Funding Parties"), with the understanding, whether recorded in writing or otherwise, that the Company or any of such subsidiaries shall, directly or indirectly, lend or invest in other persons or entities identified in any manner whatsoever by or on behalf of the Funding Party ("Ultimate Beneficiaries") or provide any guarantee, security or the like on behalf of the Ultimate Beneficiaries;

- c) Based on the audit procedures that have been considered reasonable and appropriate in the circumstances performed by us on the Company and its subsidiaries which are companies incorporated in India whose financial statements have been audited under the Act, nothing has come to our notice that has caused us to believe that the representations under sub-clause (i) and (ii) of Rule 11(e), as provided under (a) and (b) above, contain any material misstatement.
- v) No dividend has been declared or paid during the year by the holding Company or its subsidiaries.
- vi) Proviso to Rule 3(1) of the Companies (Accounts) Rules, 2014 for maintaining books of accounts using accounting software which has a feature of recording audit trail facility is applicable from April 1, 2023 to the companies and its subsidiaries, accordingly reporting under Rule 11(g) is not applicable for the financial year ending 31st March 2023.

for Sushil Poddar & Co.

Chartered Accountants
Firm's Registration No. 014969N

S.K. Poddar

Partner
Mem. No. 094479
UDIN: 23094479BGUZCW9329

Gurugram, 30th May, 2023

ANNEXURE A

To the Independent Auditor's report on the consolidated financial statements of Bhartiya International Limited for the year ended 31 March 2023

(Referred to in paragraph 1 under 'Report on Other Legal and Regulatory Requirements' section of our report of even date)

(xxi) According to the information and explanations given to us, following companies incorporated in India and included in the consolidated financial statements, have certain remarks included in their reports under Companies (Auditor's Report) Order, 2020 ("CARO"), which have been reproduced as per the requirements of the Guidance Note on CARO:

Sr. No.	Name of the entities	CIN	Holding Company/ Subsidiary	Clause number of the CARO report
1	Bhartiya International Ltd	L748997N1987PLC111744	Holding Company	Clause (i)(c)

* This clause pertains to title deeds of certain immovable properties not held in the name of the respective companies.

for Sushil Poddar & Co.

Chartered Accountants

Firm's Registration No. 014969N

S.K. Poddar

Partner

Mem. No. 094479

UDIN: 23094479BGUZCW9329

Gurugram, 30th May, 2023

ANNEXURE B TO THE AUDITORS' REPORT

Report on the Internal Financial Controls under Clause (i) of sub-section 3 of Section 143 of the Companies Act, 2013 ('the Act')

In conjunction with our audit of the consolidated financial statements of the Company as of and for the year ended March 31st, 2023, we have audited the internal financial controls over financial reporting of Bhartiya International Limited ('the Holding Company') and its subsidiary companies which are companies incorporated in India, as of that date.

Management's Responsibility for Internal Financial Controls

The Respective Board of Directors of the Holding Company and its subsidiary companies, which are companies incorporated in India, are responsible for establishing and maintaining internal financial controls based on the internal control over financial reporting criteria established by the Holding Company considering the essential components of internal control stated in the Guidance Note on Audit of Internal Financial Controls over Financial Reporting issued by the Institute of Chartered Accountants of India ('ICAI'). These responsibilities include the design, implementation and maintenance of adequate internal financial controls that were operating effectively for ensuring the orderly and efficient conduct of its business, including adherence to company's policies, the safeguarding of its assets, the prevention and detection of frauds and errors, the accuracy and completeness of the accounting records, and the timely preparation of reliable financial information, as required under the Companies Act, 2013.

Auditors' Responsibility

Our responsibility is to express an opinion on the Company's internal financial controls over financial reporting based on our audit. We conducted our audit in accordance with the Guidance Note on Audit of Internal Financial Controls over Financial Reporting (the 'Guidance Note') issued by ICAI and the Standards on Auditing, issued by ICAI and deemed to be prescribed under Section 143(10) of the Companies Act, 2013, to the extent applicable to an audit of internal financial controls, both issued by the Institute of Chartered Accountants of India. Those Standards and the Guidance Note require that we comply with ethical requirements and plan and perform the audit to obtain reasonable assurance about whether adequate internal financial controls over financial reporting with reference to consolidated financial statements was established and maintained and if such controls operated effectively in all material respects.

Our audit involves performing procedures to obtain audit evidence about the adequacy of the internal financial controls system over financial reporting with reference to these consolidated financial statements and their operating effectiveness. Our audit of internal financial controls over financial reporting included obtaining an understanding of internal financial controls over financial reporting with reference to these consolidated financial statements, assessing the risk that a material weakness exists, and testing and evaluating the design and operating effectiveness of internal control based on the assessed risk. The procedures selected depend on the auditors' judgment, including the assessment of the risks of material misstatement of the financial statements, whether due to fraud or error.

We believe that the audit evidence we have obtained, and the audit evidence obtained by the other auditors in terms of their reports is sufficient and appropriate to provide a basis for our audit opinion on the internal financial controls system over financial reporting with reference to these consolidated financial statements.

Meaning of Internal Financial Controls over Financial Reporting

A company's internal financial control over financial reporting is a process designed to provide reasonable assurance regarding the reliability of financial reporting and the preparation of financial statements for external purposes in accordance with generally accepted accounting principles. A company's internal financial control over financial reporting includes those policies and procedures that

- (1) pertain to the maintenance of records that, in reasonable detail, accurately and fairly reflect the transactions and dispositions of the assets of the Company;
- (2) provide reasonable assurance that transactions are recorded as necessary to permit preparation of financial statements in accordance with generally accepted accounting principles, and that receipts and expenditures of the Company are being made only in accordance with authorizations of management and directors of the Company; and
- (3) provide reasonable assurance regarding prevention or timely detection of unauthorized acquisition, use, or disposition of the Company's assets that could have a material effect on the financial statements.

Inherent Limitations of Internal Financial Controls Over Financial Reporting

Because of the inherent limitations of internal financial controls over financial reporting, including the possibility of collusion or improper management override of controls, material misstatements due to error or fraud may occur and not be detected. Also, projections of any evaluation of the internal financial controls over financial reporting to future periods are subject to the risk that the internal financial control over financial reporting may become inadequate because of changes in conditions, or that the degree of compliance with the policies or procedures may deteriorate.

Opinion

In our opinion, the Holding Company and its subsidiary companies, which are companies incorporated in India, have, in all material respects, an adequate internal financial controls system over financial reporting with reference to these consolidated financial statements and such internal financial controls over financial reporting with reference to these consolidated financial statements were operating effectively as at March 31, 2023, based on the internal control over financial reporting criteria established by the Holding Company considering the essential components of internal control stated in the Guidance Note on Audit of Internal Financial Controls Over Financial Reporting issued by the ICAI.

for Sushil Poddar & Co.

Chartered Accountants
Firm's Registration No. 014969N

S.K. Poddar

Partner
Mem. No. 094479
UDIN: 23094479BGUZW9329

Gurugram, 30th May, 2023

CONSOLIDATED BALANCE SHEET AS AT 31ST MARCH, 2023**Rs. in Lakhs**

Particulars	Note No.	As at 31st March 2023	As at 31st March 2022
I Assets			
1 Non - Current Assets			
(a) Property, Plant and Equipment	5	14,315.38	12,396.88
(b) Capital Work-in-Progress	5.1	-	811.52
(c) Right to Use Asset	5.2	1,056.64	1,119.72
(d) Investment in Property	6	518.50	529.41
(e) Goodwill		25.25	25.25
(f) Intangible Assets	7	3,988.58	5,309.13
(g) Investments Accounted for using Equity Method	8	5,403.15	587.23
(h) Financial Assets			
(i) Investments	9	35.01	35.01
(ii) Other financial Assets	10	2,527.36	197.62
(i) Deferred tax assets		100.89	-
(j) Other Non-Current Assets	11	74.69	75.54
2 Current Assets			
(a) Inventories	12	52,118.89	46,392.46
(b) Financial Assets			
(i) Investments	13	-	-
(ii) Trade Receivables	14	12,969.92	12,978.36
(iii) Cash and Cash Equivalents	15	874.20	3,325.82
(iv) Bank Balances other than Cash & Cash Equivalents	16	2,385.02	4,268.82
(v) Loans	17	158.83	112.81
(vi) Others Financial Assets	18	2,093.47	3,382.92
(c) Current Tax Assets (net)		129.69	192.75
(d) Other Current Assets	19	2,482.20	2,547.19
TOTAL ASSETS		<u>1,01,257.67</u>	<u>94,288.44</u>
II Equity and Liabilities			
1 Equity			
(a) Equity Share Capital	20	1,220.71	1,220.71
(b) Other Equity	21	37,565.80	31,105.35
2 Liabilities			
Non - Current Liabilities			
(a) Financial Liabilities			
(i) Borrowings	22	16,612.23	16,511.09
(ii) Lease Liability		578.84	628.21
(iii) Other Financial Liabilities	23	168.59	156.97
(b) Provisions	24	67.98	45.16
(c) Other Non-Current Liabilities	25	100.56	122.26
(d) Deferred Tax Liabilities		808.57	751.02
Current Liabilities			
(a) Financial Liabilities			
(i) Borrowings	26	32,803.88	30,547.95
(ii) Lease Liability		116.37	99.82
(iii) Trade payables	27		
- Total outstanding dues of micro enterprises and small enterprises		868.24	488.99
- Total outstanding dues of creditors other than micro enterprises and small enterprises		8,237.92	11,262.84
(iv) Other Financial Liabilities	28	1,525.87	928.71
(c) Provisions	29	172.42	285.72
(d) Other Current Liabilities	30	21.27	130.97
(e) Current Tax Liabilities (Net)		388.72	2.67
TOTAL OF EQUITY AND LIABILITIES		<u>1,01,257.67</u>	<u>94,288.44</u>
Significant Accounting Policies	4		
The accompanying notes are an integral part of the financial statements	1 to 50		

As per our report of even date attached

For SUSHIL PODDAR & CO.

Chartered Accountants

Firm Reg. No. 014969N

S.K. Poddar

Partner

Mem. No. 094479

Yogesh Kumar Gautam

Company Secretary

Raj Kumar Chawla

Chief Financial Officer

For and on behalf of the Board**Manoj Khattar**

Whole-Time Director

DIN: 00694981

Vivek Kapur

Director

DIN: 09678378

Gurugram, 30th May, 2023

CONSOLIDATED STATEMENT OF PROFIT & LOSS FOR THE YEAR ENDED 31ST MARCH, 2023

Rs. in Lakhs

Particulars	Note No.	Year Ended 31st March, 2023	Year Ended 31st March, 2022
INCOME			
Revenue from Operations	31	79,859.80	69,350.95
Other Income	32	335.74	3,217.40
Total Income		<u>80,195.54</u>	<u>72,568.35</u>
EXPENSES			
Cost of Material Consumed	33	34,922.14	32,001.99
Purchases of Stock-in-Trade		8,879.96	12,024.37
Change in Inventories of Finished Goods	34	1,217.02	(1,753.80)
Employee Benefits Expense	35	5,918.04	5,164.67
Finance Costs	36	3,669.60	2,327.53
Depreciation and Amortization Expense	37	2,522.78	2,380.63
Other Expenses	38	21,031.33	18,366.37
Total Expenses		<u>78,160.87</u>	<u>70,511.76</u>
Profit/ (Loss) before Share of net Profit/(Loss) of Associate		<u>2,034.67</u>	<u>2,056.59</u>
Share of net profit/(Loss) of Associates		4,815.92	(3,167.02)
III Profit/ (Loss) before exceptional Items and tax		<u>6,850.59</u>	<u>(1,110.43)</u>
Exceptional Items		-	-
Profit / (Loss) before tax		6,850.59	(1,110.43)
Tax Expenses	39		
I Current Tax		624.92	369.49
ii Deferred Tax		(31.96)	176.51
Profit / (Loss) for the year (A)		<u>6,257.63</u>	<u>(1,656.43)</u>
Other Comprehensive Income			
Items that will not be Reclassified to profit or Loss			
Remeasurements of the defined benefit plans		(45.22)	33.96
Income tax relating to above items		11.38	(8.70)
Total Other Comprehensive Income for the Year (B)		<u>(33.84)</u>	<u>25.26</u>
Total Comprehensive Income for the Year		<u>6,223.79</u>	<u>(1,631.17)</u>
Profit Attributable to :			
Owners		6,261.14	(1,653.02)
Non-controlling Interests		(3.51)	(3.41)
Other Comprehensive income Attributable to :			
Owners		(33.84)	25.26
Non-controlling Interests		-	-
Total Comprehensive income Attributable to :			
Owners		6,227.30	(1,627.76)
Non-controlling Interests		(3.51)	(3.41)
Earnings per equity share of Face Value			
Basic (in Rupees)		50.98	(13.36)
Diluted (in Rupees)		50.91	(13.34)
Significant Accounting Policies	4		
The accompanying notes are an integral part of the financial statements	1 to 50		

As per our report of even date attached

For SUSHIL PODDAR & CO.Chartered Accountants
Firm Reg. No. 014969N**S.K. Poddar**

Partner

Mem. No. 094479

Yogesh Kumar Gautam

Company Secretary

Raj Kumar Chawla

Chief Financial Officer

For and on behalf of the Board**Manoj Khattar**

Whole-Time Director

DIN: 00694981

Vivek Kapur

Director

DIN: 09678378

Gurugram, 30th May, 2023

CONSOLIDATED STATEMENT OF CHANGES IN EQUITY FOR THE YEAR ENDED 31ST MARCH, 2023

Equity Share Capital	Rs. in Lakhs										
Particulars	Amount										
Balance as at 31st March, 2021	1,220.24										
Change in equity share capital during the year 2021-22	0.47										
Balance as at 31st March, 2022	1,220.71										
Change in equity share capital during the year 2022-23	-										
Balance as at 31st March, 2023	1,220.71										
Other Equity (Refer note no. 21)											
Particulars	Reserves and Surplus										Total
	Share application money pending for allotment	Employee Stock Options outstanding	Preferential share Warrant Forfeited	Non-controlling Interest	Foreign Currency Translation Reserve (FCTR)	Capital Reserve	Securities Premium	General Reserve	Retained Earnings	Other Comprehensive Income(defined benefit plan)	Total
Balance as at 31st March, 2021	0.37	109.97	925.75	142.96	643.32	8,470.77	7,836.81	3,625.38	11,008.97	47.44	32,811.74
Profit for the year	-	-	-	(3.41)	-	-	-	-	(1,653.02)	-	(1,656.43)
Other comprehensive income for the year	-	-	-	-	-	-	-	-	-	25.26	25.26
Transfer to Security premium on issue of share	-	(20.53)	-	-	-	-	22.43	-	-	-	(1.90)
Currency Fluctuation Reserve	-	-	-	-	(76.75)	-	-	-	-	-	(76.75)
Money Received during the year	(0.37)	-	-	-	-	-	-	-	-	-	(0.37)
Balance as at 31st March, 2022	-	89.44	925.75	139.55	566.57	8,470.77	7,859.24	3,625.38	9,355.95	72.70	31,105.35
Profit for the year	-	-	-	(3.51)	-	-	-	-	6,261.14	-	6,257.63
Other comprehensive income for the year	-	-	-	-	-	-	-	-	-	(33.84)	(33.84)
Currency Fluctuation Reserve	-	-	-	-	236.66	-	-	-	-	-	236.66
Balance as at 31st March, 2023	-	89.44	925.75	136.04	803.23	8,470.77	7,859.24	3,625.38	15,617.09	38.86	37,565.80

As per our report of even date attached

For SUSHIL PODDAR & CO.

Chartered Accountants
Firm Reg. No. 014969N

S. K. Poddar

Partner
Mem. No. 94479

Gurugram, 30th May, 2023

Yogesh Kumar Gautam

Company Secretary

Raj Kumar Chawla

Chief Financial Officer

Manoj Khattar

Whole-Time Director
DIN: 00694981

Vivek Kapur

Director
DIN: 09678378

For and on behalf of the Board

**CONSOLIDATED STATEMENT OF CASH FLOW
FOR THE YEAR ENDED 31ST MARCH, 2023**

Rs. in Lakhs

Particulars	Year Ended 31st March, 2023	Year Ended 31st March, 2022
A. CASH FLOWS FROM OPERATING ACTIVITIES		
Profit / (Loss) before tax as per Statement of Profit and Loss	6,850.59	(1,110.43)
<i>Adjustment for :</i>		
Share of (profit)/Loss of associates	(4,815.92)	3,167.02
Finance Cost	3,669.60	2,327.52
Depreciation and Amortisation Expenses	2,522.79	2,380.63
Loss/(Profit) on sale of Fixed Assets (net)	(2.34)	0.02
Rental Income	(246.96)	(291.09)
Interest Income	-	(8.33)
Government Grant Income	(4.44)	(4.44)
	7,973.31	6,460.90
<i>Operating profit/(loss) before Working Capital Changes</i>		
<i>Movements in Working Capital:</i>		
Increase/ (decrease) in trade payables	(2,645.67)	1,511.80
Increase/ (decrease) in other financial liabilities	590.12	68.93
Increase/ (decrease) in other liabilities	(126.96)	5.57
Increase/ (decrease) in provisions	(135.70)	(33.75)
Decrease/ (increase) in inventories	(5,726.43)	(4,295.51)
Decrease/ (increase) trade receivables	8.44	1,041.33
Decrease/ (increase) in loan	(46.02)	(17.09)
Decrease/ (increase) in other current financial assets	1,289.45	(285.48)
Decrease/ (increase) in other current assets	64.99	519.05
Decrease/ (increase) in other non-current assets	(15.06)	(3.26)
Decrease/ (increase) in other non-current financial assets	(123.94)	28.51
Cash (used in) / Generated from Operations	1,106.53	5,000.99
Income tax paid (Net)	(175.82)	(332.61)
Currency Fluctuation Reserve Consolidation	236.66	(76.76)
Net cash (used in)/ Generated from Operating Activities - (A)	1,167.37	4,591.63
B. CASH FLOWS FROM INVESTING ACTIVITIES		
Purchase of fixed assets	(2,136.64)	(2,821.64)
Capital advance/Capital creditors (net)	34.57	(13.99)
Proceeds from sale of fixed assets	4.89	45.51
Purchase of non current investments(net)	-	-
Security deposit	-	-
Rental Income	246.96	291.09
Interest income	-	8.33
Fixed Deposit with bank	(322.00)	(2,067.68)
Net cash from/ (used in) investing activities - (B)	(2,172.22)	(4,558.38)

**CONSOLIDATED STATEMENT OF CASH FLOW
FOR THE YEAR ENDED 31ST MARCH, 2023**

Rs. in Lakhs

Particulars	Year Ended 31st March, 2023	Year Ended 31st March, 2022
C. CASH FLOWS FROM FINANCING ACTIVITIES		
Proceeds of long-term borrowings (net)	257.56	5,153.61
Proceeds from short-term borrowings (net)	2,099.51	(1,158.58)
Payment of lease Liability	(200.37)	(148.86)
Share Capital including securities premium	-	2.01
Interest and processing fees paid (net)	(3,603.47)	(2,275.85)
Net Cash from/ (used in) Financing Activities - (C)	<u>(1,446.77)</u>	<u>1,572.33</u>
Net increase / (decrease) in cash and cash equivalents - (A+B+C)	<u>(2,451.62)</u>	<u>1,605.58</u>
Cash and cash equivalents as at beginning of the year	3,325.82	1,720.24
Cash and cash equivalents as at the end of the year	<u>874.20</u>	<u>3,325.82</u>
Components of cash and Cash Equivalents:		
Cash on hand	27.90	22.44
Balances with scheduled banks:		
In current accounts	794.67	3,225.28
In deposit accounts	51.63	78.10
Cash and Cash Equivalents in Cash Flow Statement	<u>874.20</u>	<u>3,325.82</u>

Note: The above Consolidated Statement of cash flows has been prepared under the 'Indirect method' as set out in Ind As-7, Statement of cash flows.

As per our report of even date attached
For SUSHIL PODDAR & CO.
Chartered Accountants
Firm Reg. No. 014969N

S.K. Poddar
Partner
Mem. No. 094479

Yogesh Kumar Gautam
Company Secretary

Raj Kumar Chawla
Chief Financial Officer

For and on behalf of the Board

Manoj Khattar
Whole-Time Director
DIN: 00694981

Vivek Kapur
Director
DIN: 09678378

Gurugram, 30th May, 2023

NOTES TO THE CONSOLIDATED FINANCIAL STATEMENTS

1 CORPORATE INFORMATION

Bhartiya International Limited ('the Holding Company') is a public limited company with domiciled in India and incorporated under the provisions of the Companies Act applicable in India. The Holding Company and its subsidiaries (hereinafter referred to as "the Group") is engaged in the business of manufacturing and trading of leather products & textile products. The Holding Company has its registered office at Chennai and its corporate office at Gurugram, Haryana.

2 BASIS OF PREPARATION

The consolidated financial statements have been prepared in accordance with the Indian Accounting Standards (hereinafter referred to as the 'Ind AS') as notified by Ministry of Corporate Affairs pursuant to Section 133 of the Companies Act, 2013 ('Act') read with of the Companies (Indian Accounting Standards) Rules, 2015.

The consolidated financial statements have been prepared on the historical cost basis except the certain financial instruments that are measured at fair values at the end of each reporting period, as explained in the accounting policies.

Based on the nature of products/activities and the time between acquisition of assets and their realisation in cash and cash equivalents, the Company has ascertained its operating cycle as 12 months for the purpose of current or non-current classification of assets and liabilities.

3 Principles of Consolidation

The financial statements of the Holding Company and its subsidiaries are combined on a line by line basis by adding together like items of assets, liabilities, equity, incomes, expenses and cash flows, after fully eliminating intra-group balances and intra-group transactions.

Profits or losses resulting from intra-group transactions that are recognised in assets, such as Inventory and Property, Plant and Equipment, are eliminated in full.

In case of foreign subsidiaries, revenue items are consolidated at the average rate prevailing during the year. All assets and liabilities are converted at rates prevailing at the end of the year. Any exchange difference arising on consolidation is recognised in the Foreign Currency Translation Reserve (FCTR).

Goodwill represents the difference between the Company's share in the net worth of subsidiaries and the cost of acquisition at each point of time of making the investment in the subsidiaries.

The audited / unaudited financial statements of foreign subsidiaries /associates have been prepared in accordance with the Generally Accepted Accounting Principle of its Country of Incorporation or Ind AS.

The Consolidated Financial Statements have been prepared using uniform accounting policies for like transactions and other events in similar circumstances.

The carrying amount of the parent's investment in each subsidiary is offset (eliminated) against the parent's portion of equity in each subsidiary.

Investment in Associates has been accounted under the Equity Method as per Ind AS 28 – Investments in Associates.

The Group accounts for its share of post-acquisition changes in net assets of associates after eliminating unrealised profits and losses resulting from transactions between the Group and its associates.

Non-Controlling Interest's share of profit / loss of consolidated subsidiaries for the year is identified and adjusted against the income of the Group in order to arrive at the net income attributable to shareholders of the Company.

Non-Controlling Interest's share of net assets of consolidated subsidiaries is identified and presented in the Consolidated Balance Sheet.

4 SIGNIFICANT ACCOUNTING POLICIES

4.1 Property, Plant and Equipment

Freehold land is carried at cost. All other items of property, plant and equipment and Capital work in progress (including Pre-operative expenses) are measured at cost less accumulated depreciation and impairment losses, if any. Cost includes expenditures directly attributable to the acquisition of the asset. General and specific borrowing costs directly attributable to the construction of a qualifying asset are capitalized as part of the cost.

Depreciation is charged on a pro-rata basis at the straight-line method over estimated economic useful lives of its property, plant and equipment generally in accordance with that provided in the Schedule II.

Assets acquired under finance lease and leasehold improvements are amortized over the shorter of estimated useful life of the asset or the related lease term.

NOTES TO THE CONSOLIDATED FINANCIAL STATEMENTS (CONTD).

4.2 Investment Properties

Property that is held for long-term rental yields or for capital appreciation or both, and that is not occupied by the Group, is classified as investment property. Investment property is measured at its cost, including related transaction costs and applicable borrowing costs less depreciation and impairment if any.

Depreciation is charged on a pro-rata basis at the straight-line method over estimated economic useful lives of building generally in accordance with that provided in the Schedule II of the Companies Act.

4.3 Intangible Assets

Intangible Assets are stated at cost of acquisition inclusive of incidental expenses related to acquisition. All related revenue expenditure including borrowing cost during the period of development forms part of value of assets capitalized.

Computer software are amortized using the straight Line Method over the period of three years.

Amortization of Intangible Assets-Brand at the overseas subsidiary are as per the rate applicable based on the useful life of assets.

4.4 Lease

Effective from 1st April, 2019, the Company adopted Ind AS 116 – Leases and applied the standard to all lease contracts existing as on 1st April, 2019 using the modified retrospective method on the date of initial application i.e. 1st April, 2019.

At inception of a contract, the Company assesses whether a contract is, or contains, a lease. A contract is, or contains, a lease if the contract conveys the right to control the use of an identified asset for a period of time in exchange for consideration.

Company as a Lessee

The Company applies a single recognition and measurement approach for all leases, except for short-term leases and leases of low value assets. The Company recognises lease liabilities to make lease payments and right-of-use assets representing the right to use the underlying assets.

(i) Right-of-use Assets (ROU Assets)

The Company recognises right-of-use assets at the commencement date of the lease (i.e., the date the underlying asset is available for use). Right-of-use assets are measured at cost, less any accumulated depreciation and impairment losses, and adjusted for any remeasurement of lease liabilities. The cost of right-of-use assets includes the amount of lease liabilities recognised, initial direct costs incurred, and lease payments made at or before the commencement date less any lease incentives received. Right-of-use assets are depreciated on a straight-line basis over the shorter of the lease term and the estimated useful lives of the assets.

If ownership of the leased asset transfers to the Company at the end of the lease term or the cost reflects the exercise of a purchase option, depreciation is calculated using the estimated useful life of the asset. The right-of-use assets are also subject to impairment.

(ii) Lease Liabilities

At the commencement date of the lease, the Company recognises lease liabilities measured at the present value of lease payments to be made over the lease term. The lease payments include fixed payments (including in substance fixed payments) less any lease incentives receivable, variable lease payments that depend on an index or a rate, and amounts expected to be paid under residual value guarantees. The lease payments also include the exercise price of a purchase option reasonably certain to be exercised by the Company and payments of penalties for terminating the lease, if the lease term reflects the Company exercising the option to terminate. Variable lease payments that do not depend on an index or a rate are recognised as expenses (unless they are incurred to produce inventories) in the period in which the event or condition that triggers the payment occurs. In calculating the present value of lease payments, the Company uses its incremental borrowing rate at the lease commencement date because the interest rate implicit in the lease is not readily determinable. After the commencement date, the amount of lease liabilities is increased to reflect the accretion of interest and reduced for the lease payments made. In addition, the carrying amount of lease liabilities is remeasured if there is a modification, a change in the lease term, a change in the lease payments (e.g., changes to future payments resulting from a change in an index or rate used to determine such lease payments) or a change in the assessment of an option to purchase the underlying asset. Lease liability and ROU assets have been separately presented in the Balance Sheet and lease payments have been classified as financing cash flows.

NOTES TO THE CONSOLIDATED FINANCIAL STATEMENTS (CONTD).

(iii) Short-Term Leases and Leases of Low-Value Assets

The Company applies the short-term lease recognition exemption to its short-term leases of machinery and equipment (i.e., those leases that have a lease term of 12 months or less from the commencement date and do not contain a purchase option). It also applies the lease of low-value assets recognition exemption to leases of office equipment that are considered to be low value. Lease payments on short-term leases and leases of low-value assets are recognised as expense on a straight-line basis over the lease term.

Company as a Lessor

Leases in which the Company does not transfer substantially all the risks and rewards incidental to ownership of an asset are classified as operating leases. Rental income arising is accounted for on a straight-line basis over the lease terms. Initial direct costs incurred in negotiating and arranging an operating lease are added to the carrying amount of the leased asset and recognised over the lease term on the same basis as rental income. Contingent rents are recognised as revenue in the period in which they are earned.

4.5 Inventories

Raw materials and consumables have been valued at cost after providing for obsolescence. Cost comprise of cost of purchase and other cost incurred in bringing the inventories to their present location and condition. Cost is determined on FIFO basis. Finished goods are value at cost or net realisable value whichever is lower. Cost of finished goods and work-in-progress include all costs of purchases, conversion costs and other costs incurred in bringing the inventories to their present location and condition. The net realisable value is the estimated selling price in the ordinary course of business less the estimated costs of completion and estimated costs necessary to make the sale.

4.6 Cash & Cash Equivalents

The Group cash and cash equivalents consist of cash on hand and in banks and demand deposits with banks, which can be withdrawn at any time, without prior notice or penalty on the principal.

For the purposes of the cash flow statement, cash and cash equivalents include cash on hand, in banks and demand deposits with banks, net of outstanding bank overdrafts that are repayable on demand and are considered part of the Group cash management system. In the balance sheet, bank overdrafts are presented under other current liabilities.

4.7 Employee Benefits

Defined Contribution Plan

Retirement benefit in the form of provident fund is a defined contribution scheme. The Group has no obligation, other than the contribution payable to the provident fund. The Group recognizes contribution payable to the provident fund scheme as expenditure, when an employee renders the related service.

Defined Benefit Plan

Gratuity is a defined benefit obligation. The Group accounts for the gratuity liability, based upon the actuarial valuation performed in accordance with the Projected Unit Credit method carried out at the year end, by an independent actuary.

Re-measurement, comprising actuarial gains and losses and the return on plan assets (excluding net interest), is reflected immediately in the balance sheet with a charge or credit recognised in other comprehensive income in the period in which they occur. Re-measurement recognised in other comprehensive income is reflected immediately in retained earnings and is not reclassified to profit or loss.

4.8 Financial Instruments

A financial instrument is any contract that gives rise to a financial asset of one entity and a financial liability or equity instrument of another entity.

Financial Assets

Financial assets are recognised when the Group becomes a party to the contractual provisions of the instrument.

On initial recognition, a financial asset is recognised at fair value, in case of Financial assets which are recognised at fair value through profit and loss (FVTPL), its transaction cost are recognised in the statement of profit and loss. In other cases, the transaction cost are attributed to the acquisition value of the financial asset.

NOTES TO THE CONSOLIDATED FINANCIAL STATEMENTS (CONTD).

Financial assets are subsequently classified as measured at

- amortised cost
- fair value through profit and loss (FVTPL)
- fair value through other comprehensive income (FVOCI).

Debt Instruments:

Debt instruments are initially measured at amortised cost, fair value through other comprehensive income ('FVOCI') or fair value through profit or loss ('FVTPL') till derecognition on the basis of (i) the entity's business model for managing the financial assets and (ii) the contractual cash flow characteristics of the financial asset.

(a) Measured at Amortised Cost:

Financial assets that are held within a business model whose objective is to hold financial assets in order to collect contractual cash flows that are solely payments of principal and interest, are subsequently measured at amortised cost using the effective interest rate ('EIR') method less impairment, if any. The amortisation of EIR and loss arising from impairment, if any is recognised in the Statement of Profit and Loss.

(b) Measured at Fair Value through Other Comprehensive Income:

Financial assets that are held within a business model whose objective is achieved by both, selling financial assets and collecting contractual cash flows that are solely payments of principal and interest, are subsequently measured at fair value through other comprehensive income. Fair value movements are recognized in the other comprehensive income (OCI). On derecognition, cumulative gain or loss previously recognised in OCI is reclassified from the equity to 'other income' in the Statement of Profit and Loss.

(c) Measured at Fair Value through Profit or Loss:

A financial asset not classified as either amortised cost or FVOCI, is classified as FVTPL. Such financial assets are measured at fair value with all changes in fair value, including interest income and dividend income if any, recognised as 'other income' in the Statement of Profit and Loss.

Equity Instruments:

All investments in equity instruments classified under financial assets are initially measured at fair value, the Group may, on initial recognition, irrevocably elect to measure the same either at FVOCI or FVTPL.

The Group makes such election on an instrument-by-instrument basis. Fair value changes on an equity instrument is recognised as other income in the Statement of Profit and Loss unless the Company has elected to measure such instrument at FVOCI. Fair value changes excluding dividends, on an equity instrument measured at FVOCI are recognised in OCI. Amounts recognised in OCI are not subsequently reclassified to the Statement of Profit and Loss. Dividend income on the investments in equity instruments are recognised as 'other income' in the Statement of Profit and Loss.

Derecognition

The Group derecognises a financial asset when the contractual rights to the cash flows from the financial asset expire, or it transfers the contractual rights to receive the cash flows from the asset.

Financial Liabilities

Initial Recognition and Measurement

Financial liabilities are recognised when the Group becomes a party to the contractual provisions of the instrument. Financial liabilities are initially measured at the amortised cost unless at initial recognition, they are classified as fair value through profit and loss.

Subsequent Measurement

Financial liabilities are subsequently measured at amortised cost using the EIR method. Financial liabilities carried at fair value through profit or loss are measured at fair value with all changes in fair value recognised in the Statement of Profit and Loss.

Loans and Borrowings

After initial recognition, interest-bearing loans and borrowings are subsequently measured at amortised cost using the EIR method. Gains and losses are recognised in profit or loss when the liabilities are derecognised as well as through the EIR amortisation process.

NOTES TO THE CONSOLIDATED FINANCIAL STATEMENTS (CONTD).

Amortised cost is calculated by taking into account any discount or premium on acquisition and fees or costs that are an integral part of the EIR. The EIR amortisation is included as finance costs in the statement of profit and loss.

Trade and other Payable

These amounts represent liabilities for goods and services provided to the Group prior to the end of financial year which are unpaid. The amounts are generally unsecured. Trade and other payable are presented as current liabilities unless payment is not due within 12 months after the reporting period. They are recognized initially at their fair value and subsequently measured at amortized cost using effective interest method.

Derecognition

A financial liability is derecognised when the obligation specified in the contract is discharged, cancelled or expires.

Derivative Instruments:

The Group enters into foreign exchange forward contracts to manage its exposure to foreign exchange rate risks. These contracts are initially recognised at fair value and subsequently, at the end of each reporting period, re-measured at their fair values on reporting date. The resulting gain or loss is recognised in profit or loss in the same line as the movement in the hedged exchange rate.

4.9 Provision And Contingent Liabilities

Provisions are recognised when the Group has a present legal or constructive obligation as a result of past events, it is probable that an outflow of resources will be required to settle the obligation and the amount can be reliably estimated. Provisions are not recognised for future operating losses.

Contingent Liabilities are disclosed in respect of possible obligations that arise from past events but their existence will be confirmed by the occurrence or non occurrence of one or more uncertain future events not wholly within the control of the Group or where any present obligation cannot be measured in terms of future outflow of resources or where a reliable estimate of the obligation cannot be made.

4.10 Revenue Recognition

Revenue from contract with customers is recognised when the Group satisfies performance obligation by transferring promised goods and services to the customer. Performance obligations are satisfied at the point of time when the customer obtains controls of the asset.

Revenue from Services

Revenue from services is recognised in the accounting period in which the services are rendered.

Other Operating Revenue - Export Incentives

Export Incentives under various schemes are accounted in the year of export.

Interest Income

Interest income is recognized using the effective interest rate (EIR) method

Dividend Income

Dividend income on investments is recognised when the right to receive dividend is established.

4.11 Foreign Currency Translation

Transactions in foreign currencies are initially recorded in functional currency spot rates at the date the transaction first qualifies for recognition.

Monetary assets and liabilities denominated in foreign currencies are translated at the functional currency spot rates of exchange at the reporting date.

Exchange differences arising on settlement or translation of monetary items are recognised in profit or loss.

Non-monetary items that are measured in terms of historical cost in a foreign currency are not retranslated.

NOTES TO THE CONSOLIDATED FINANCIAL STATEMENTS (CONTD).

4.12 Income Tax

Income tax comprises current and deferred tax. Income tax expense is recognized in the statement of profit and loss except to the extent it relates to items directly recognized in other comprehensive income.

Current Tax

The tax currently payable is based on taxable profit for the year. Taxable profit differs from profit before tax as reported in the statement of profit and loss because of items of income or expense that are taxable or deductible in other years and items that are never taxable or deductible. The Group current tax is calculated using tax rates that have been enacted or substantively enacted by the end of the reporting period. The Group offsets current tax assets and current tax liabilities, where it has a legally enforceable right to set off the recognized amounts and where it intends either to settle on a net basis, or to realize the asset and liability simultaneously.

Deferred Tax

Deferred tax is recognised on temporary differences between the carrying amounts of assets and liabilities in the financial statements and the corresponding tax bases used in the computation of taxable profit. Deferred tax liabilities are generally recognised for all taxable temporary differences. Deferred tax assets are generally recognised for all deductible temporary differences to the extent that it is probable that taxable profits will be available against which those deductible temporary differences can be utilised.

The carrying amount of deferred tax assets is reviewed at the end of each reporting period and reduced to the extent that it is no longer probable that sufficient taxable profits will be available to allow all or part of the asset to be recovered.

Deferred tax liabilities and assets are measured at the tax rates that are expected to apply in the period in which the liability is settled or the asset realised, based on tax rates (and tax laws) that have been enacted or substantively enacted by the end of the reporting period.

The Group offsets deferred income tax assets and liabilities, where it has a legally enforceable right to offset current tax assets against current tax liabilities, and they relate to taxes levied by the same taxation authority on either the same taxable entity, or on different taxable entities where there is an intention to settle the current tax liabilities and assets on a net basis or their tax assets and liabilities will be realized simultaneously.

4.13 Earning Per Share

Basic earnings per share is computed by dividing the profit after tax by the weighted average number of equity shares outstanding during the year.

Diluted earnings per share is computed by dividing the profit after tax as adjusted for dividend, interest and other charges to expense or income relating to the dilutive potential equity shares, by the weighted average number of equity shares considered for deriving basic earnings per share and the weighted average number of equity shares which could have been issued on the conversion of all dilutive potential equity shares.

4.14 Borrowing Cost

Borrowing cost includes interest, amortization of ancillary costs incurred in connection with the arrangement of borrowings and exchange differences arising from foreign currency borrowings to the extent they are regarded as an adjustment to the interest cost. Borrowing costs directly attributable to the acquisition, construction or production of an asset that necessarily takes a substantial period of time to get ready for its intended use or sale are capitalized as part of the cost of the respective asset. All other borrowing costs are expensed in the period they are incurred.

4.15 Government Grants

Government grants are not recognised until there is reasonable assurance that the Group will comply with the conditions attaching to them and that the grants will be received.

Government grants are recognised in profit or loss on a systematic basis over the periods in which the Group recognises as expenses the related costs for which the grants are intended to compensate.

Government grants relating to the purchase of property, plant and equipment are included in non-current liabilities as deferred income and are credited to Profit and Loss on a straight - line basis over the expected lives of related assets and presented within other income.

NOTES TO THE CONSOLIDATED FINANCIAL STATEMENTS (CONTD).

4.16 Share Based Payment

Equity-settled share-based payments to employees are measured at the fair value of the equity instruments at the grant date.

The fair value determined at the grant date of the equity-settled share-based payments is expensed on a straight-line basis over the vesting period, based on the Company's estimate of equity instruments that will eventually vest, with a corresponding increase in equity. At the end of each reporting period, the Group revises its estimate of the number of equity instruments expected to vest. The impact of the revision of the original estimates, if any, is recognised in profit or loss such that the cumulative expense reflects the revised estimate, with a corresponding adjustment to the equity-settled employee benefits reserve.

4.17 Critical Estimates and Judgements -

The preparation of financial statements requires the use of accounting estimates which by definition will seldom equal the actual results. Management also need to exercise judgement in applying the Group's accounting policies.

This note provides an overview of the areas that involved a higher degree of judgement or complexity, and items which are more likely to be materially adjusted due to estimates and assumptions turning out to be different than those originally assessed. Detailed information about each of these estimates and judgements is included in relevant notes together with information about the basis of calculation for each affected line item in the financial statements.

The areas Involving Critical Estimates or Judgement are:

Estimation of Defined benefit obligation

Estimation of current tax expenses and Payable

Useful lives of depreciable assets

Provision and contingent liability

Carry value of investment in associates

NOTES TO THE CONSOLIDATED FINANCIAL STATEMENTS (CONTD).**5. PROPERTY, PLANT AND EQUIPMENT****Rs. in Lakhs**

Particulars	LAND		OTHER THAN LAND					Total
	Freehold	Buildings	Plant and Equipment	Furniture and Fixtures	Vehicles	Office Equipment	Computer Equipment	
Gross Carrying Amount								
Balance as at 31st March, 2021	255.70	5,571.84	6,567.87	633.31	222.31	418.95	216.96	13,886.94
Addition		908.61	911.47	785.61	132.18	38.61	45.41	2,821.89
Disposal			15.57	0.01	84.34			99.92
Balance as at 31st March, 2022	255.70	6,480.45	7,463.77	1,418.91	270.15	457.56	262.37	16,608.91
Addition		1,794.17	987.77	55.86	49.24	42.07	51.57	2,980.68
Disposal			8.40	1.36	120.82		0.35	130.93
Balance as at 31st March, 2023	255.70	8,274.62	8,443.14	1,473.41	198.57	499.63	313.59	19,458.66
Accumulated Depreciation								
Balance as at 31st March, 2021	-	790.53	1,725.69	304.32	117.59	239.19	182.70	3,360.02
Addition		179.77	462.43	156.99	31.81	45.59	22.38	898.97
Disposal			7.89		39.07			46.96
Balance as at 31st March, 2022	-	970.30	2,180.23	461.31	110.33	284.78	205.08	4,212.03
Addition		225.63	539.70	151.48	23.77	42.36	32.80	1,015.74
Disposal			7.28	1.03	76.05		0.13	84.49
Balance as at 31st March, 2023	-	1,195.93	2,712.65	611.76	58.05	327.14	237.75	5,143.28
Net Carrying Amount								
Balance as at 31st March, 2022	255.70	5,510.15	5,283.54	957.60	159.82	172.78	57.29	12,396.88
Balance as at 31st March, 2023	255.70	7,078.69	5,730.49	861.65	140.52	172.49	75.84	14,315.38

a) Title deeds of Immovable Properties not held in name of the Company

Relevant line item in the Balance Sheet	Description of item of Property	Gross Carrying Value	Title deeds held in the Name of	Whether title deed holder is a promoter or director or Relative of Promoter Director	Property held since which date	Reason for not being held in the name of the company
PPE	Building	18.50	Pardeep Goyal	Relative of Director	12.08.2000	Due to issue in Registration

- b) All immovable property is held in the name of company except mentioned above.
- c) The company has not revalued its Property, Plant and Equipment during the current reporting period.
- d) The company does not hold any Benami Property and does not have any proceedings initiated or pending for holding benami property under the Benami Transactions (Prohibitions) Act, 1988.

5.1 Capital Work in Progress**Rs. in Lakhs**

31st March, 2022	811.52
31st March, 2023	-

5.1.1 Ageing of Capital Work-in-Progress ageing

	Amount in CWIP for a period of				
	Less than 1 Year	1-2 Year	2-3 Year	More than 3 Year	Total
31st March, 2023					
Projects in Process	-	-	-	-	-
31st March, 2022					
Projects in Process	811.52	-	-	-	811.52

NOTES TO THE CONSOLIDATED FINANCIAL STATEMENTS (CONTD).

Rs. in Lakhs

5.2 RIGHT OF USE ASSETS

Particulars	Land	Building	Total
Balance as at 31st March, 2021	532.34	684.14	1,216.48
Addition		235.41	235.41
Disposal/Adjustment	-	27.07	27.07
Balance as at 31st March, 2022	532.34	892.48	1,424.82
Addition		101.15	101.15
Disposal/Adjustment			-
Balance as at 31st March, 2023	<u>532.34</u>	<u>993.63</u>	<u>1,525.97</u>
Accumulated Depreciation			
Balance as at 31st March, 2021	25.28	170.60	195.88
Addition	12.64	123.65	136.29
Disposal/Adjustment		27.07	27.07
Balance as at 31st March, 2022	37.92	267.18	305.10
Addition	12.64	151.59	164.23
Disposal/Adjustment			-
Balance as at 31st March, 2023	<u>50.56</u>	<u>418.77</u>	<u>469.33</u>
Net carrying amount			
Balance as at 31st March, 2022	494.42	625.30	1,119.72
Balance as at 31st March, 2023	<u>481.78</u>	<u>574.86</u>	<u>1,056.64</u>

6. INVESTMENT PROPERTIES

Particulars	Land & Building
Gross Carrying Amount	
Balance as at 31st March, 2021	594.85
Addition	
Disposal	
Balance as at 31st March, 2022	<u>594.85</u>
Addition	
Disposal	
Balance as at 31st March, 2023	<u>594.85</u>
Accumulated Depreciation	
Balance as at 31st March, 2021	54.53
Addition	10.91
Disposal	
Balance as at 31st March, 2022	<u>65.44</u>
Addition	10.91
Disposal	
Balance as at 31st March, 2023	<u>76.35</u>
Net Carrying Amount	
Balance as at 31st March, 2022	529.41
Balance as at 31st March, 2023	<u>518.50</u>
Fair Value	
As at 31st March, 2022	3,434.68
As at 31st March, 2023	3434.68

NOTES TO THE CONSOLIDATED FINANCIAL STATEMENTS (CONTD).

6.1 Particulars	Rs. in Lakhs	
	Year Ended 31st March, 2023	Year Ended 31st March, 2022
Rental income derived from investment properties	206.48	253.35
Direct operating expenses (including repairs and maintenance) generating rental income	-	-
Income arising from investment properties before depreciation	<u>206.48</u>	<u>253.35</u>
Depreciation	10.91	10.91
Income from investment properties (Net)	<u>195.57</u>	<u>242.44</u>

6.2 Maturity Analysis of Lease Payments to be received in aggregate & each of following year:		
Particulars	As at 31st March, 2023	As at 31st March, 2022
Not later than one year	265.07	258.24
Later than one year and not later than five years	1,055.82	1,061.51
Later than five years	180.72	441.09

6.3 Estimation of Fair Value

The fair valuation is based on current prices in the active market for similar properties. The main inputs used are quantum, area, location, demand, restrictive entry to the complex, age of building and trend of fair market rent in village/city area.

This valuation is based on valuations performed by an accredited independent valuer. Fair valuation is based on replacement cost method. The fair value measurement is categorised in level 2 fair value hierarchy.

7. INTANGIBLE ASSETS

Particulars	Rs. in Lakhs			
	Goodwill	Computer Software	Brand/ Patent	Total
Gross Carrying Amount				
Balance as at 31st March, 2021	7.99	332.86	6,611.33	6,952.18
Addition		32.52		32.52
Disposal				-
Balance as at 31st March, 2022	<u>7.99</u>	<u>365.38</u>	<u>6,611.33</u>	<u>6,984.70</u>
Addition	-	11.35	-	11.35
Disposal				-
Balance as at 31st March, 2023	<u>7.99</u>	<u>376.73</u>	<u>6,611.33</u>	<u>6,996.05</u>
Accumulated Depreciation				
Balance as at 31st March, 2021	7.99	287.00	46.12	341.11
Addition		21.42	1,313.04	1,334.46
Disposal				-
Balance as at 31st March, 2022	<u>7.99</u>	<u>308.42</u>	<u>1,359.16</u>	<u>1,675.57</u>
Addition		18.86	1,313.04	1,331.90
Disposal				-
Balance as at 31st March, 2023	<u>7.99</u>	<u>327.28</u>	<u>2,672.20</u>	<u>3,007.47</u>
Net Carrying Amount				
Balance as at 31st March, 2022	-	56.96	5,252.17	5,309.13
Balance as at 31st March, 2023	-	49.45	3,939.13	3,988.58

a) There are no intangible assets under development in the company during the current reporting period.

b) The Company has not revalued its intangible Assets during the current reporting period .

NOTES TO THE CONSOLIDATED FINANCIAL STATEMENTS (CONTD).

Rs. in Lakhs

8. INVESTMENTS ACCOUNTED FOR USING EQUITY METHOD

Particulars	No. of		As at	
	Shares/Units	31st March, 2023	Shares/Units	31st March, 2022
Investments in Associates (Unquoted at Cost)				
(a) Investment in Associate Company #				
Equity Shares	3,43,93,260	5,403.15	3,43,93,260	587.23
		5,403.15		<u>587.23</u>
#Particulars of Investment in Associate Company				
A) Bhartiya Urban Pvt. Ltd.				
% of ownership interest		36.77%		36.77%
Cost of Acquisition		3,999.60		3,999.60
Share of Reserves & Surplus		1,404.23		(3,411.69)
Carrying Value		5,403.83		<u>587.91</u>
B) TADA Mega Leather Cluster Pvt. Ltd.				
% of ownership interest		50.00%		50.00%
Cost of Acquisition		0.50		0.50
Share of Post Acquisition Reserves & Surplus		(1.18)		(1.18)
Carrying Value		(0.68)		<u>(0.68)</u>
Total (A+B)		5,403.15		<u>587.23</u>

9. NON-CURRENT INVESTMENTS

Particulars	As on 31st March, 2023		As on 31st March, 2022	
	Units/ Share (No.)	Amount (Rs.)	Units/ Share (No.)	Amount (Rs.)
A) Investments in Mutual Funds (Unquoted)				
At Fair Value through Profit and Loss				
i) Reliance ETF Liquid BeES	1.222	0.01	1.124	0.01
		0.01		<u>0.01</u>
B) Investments in Equity Shares (Unquoted)				
At Fair Value through Profit and Loss				
i) Pallavaram Tanners Industrial Effluent Treatment co. Ltd.	31,525	35.00	31,525	35.00
Total (A+B)		35.01		<u>35.01</u>
Aggregate amount of unquoted Investments		35.01		35.01
Aggregate amount of impairment in value of unquoted Investments		-		-

NOTES TO THE CONSOLIDATED FINANCIAL STATEMENTS (CONTD).

10. OTHER NON FINANCIAL CURRENT ASSETS		Rs. in Lakhs		
Particulars	As at 31st March, 2023	As at 31st March, 2022		
(Unsecured & Considered Good)				
(a) Security and Other Deposits	72.51	166.74		
(b) Other Advance	249.05	30.88		
(c) Fixed deposit maturity more than 12 months (Lien with bank against various facilities)	2,205.80	-		
TOTAL	<u>2,527.36</u>	<u>197.62</u>		
11. OTHER NON CURRENT ASSETS				
(a) Capital Advances	31.57	47.48		
(b) Security Deposit with Govt.Authority	26.10	8.63		
(c) Prepaid Expenses	7.20	4.85		
(d) Prepayment Lease Rent	9.82	14.58		
TOTAL	<u>74.69</u>	<u>75.54</u>		
12. INVENTORIES				
(a) Raw Materials	36,404.24	28,341.09		
(b) Raw Materials -In transit	126.52	188.33		
(c) Stock-in-Progress	735.61	1,099.39		
(d) Finished Goods	9,036.33	9,889.57		
(e) Land and Land development	1,256.12	1,256.12		
(f) Consumable Store	4,560.07	5,617.96		
TOTAL	<u>52,118.89</u>	<u>46,392.46</u>		
13. CURRENT INVESTMENT				
Particulars	As at 31st March, 2023		As on 31st March, 2022	
	Shares (No)	Amount (Rs)	Shares (No)	Amount (Rs)
A) Investment In Equity Instrument (Unquoted)				
At Fair value through Profit and Loss				
i) Sai Royalaseema Paper Mills Ltd.	31,792	-	31,792	-
		-		-
Aggregate Amount of Unquoted Investments		-		-

NOTES TO THE CONSOLIDATED FINANCIAL STATEMENTS (CONTD).**14. TRADE RECEIVABLES****Rs. in Lakhs**

Particulars	As at 31st March, 2023	As at 31st March, 2022
(Unsecured, considered good)		
(a) Trade Receivable	12,969.92	12,978.36
TOTAL	<u>12,969.92</u>	<u>12,978.36</u>

Trade receivable ageing schedule for the year ended as on 31st March, 2023

Particulars	Outstanding for following periods from due date of payment					
	Less than 6 Months	6 Months - 1 Year	1-2 Years	2-3 Years	More than 3 Years	Total
Undisputed -Trade Receivable Considered Good	10,462.27	1340.58	339.02	228.90	599.15	12,969.92
Total	10,462.27	1340.58	339.02	228.90	599.15	12,969.92

Trade receivable ageing schedule for the year ended as on 31st March, 2022

Particulars	Outstanding for following periods from due date of payment					
	Less than 6 Months	6 Months - 1 Year	1-2 Years	2-3 Years	More than 3 Years	Total
Undisputed -Trade Receivable Considered Good	11,046.32	883.24	468.32	580.48	-	12,978.36
Total	11,046.32	883.24	468.32	580.48	-	12,978.36

15. CASH AND CASH EQUIVALENT

Particulars	As at 31st March, 2023	As at 31st March, 2022
a) Balances with Banks		
In current accounts	794.67	3,225.28
In deposit accounts	51.63	78.10
b) Cash on Hand	27.90	22.44
TOTAL	<u>874.20</u>	<u>3,325.82</u>

16. BANK BALANCES OTHER THAN CASH & CASH EQUIVALENTS

a) Fixed Deposit with the bank	2,380.11	4,262.90
b) Unclaimed dividend accounts	4.91	5.92
TOTAL	<u>2,385.02</u>	<u>4,268.82</u>

16.1 Fixed deposits of Rs. 2380.10 Lacs (previous year Rs 4262.89 Lacs) are pledged with the banks for various limits and facilities granted.

NOTES TO THE CONSOLIDATED FINANCIAL STATEMENTS (CONTD).**17. CURRENT LOAN**

Rs. in Lakhs

Particulars	As at 31st March, 2023	As at 31st March, 2022
(Unsecured & Considered Good)		
(a) Loan to Employee	158.83	112.81
TOTAL	<u>158.83</u>	<u>112.81</u>

18. OTHER CURRENT FINANCIAL ASSETS

a) Export incentive Receivable	694.26	1,473.54
b) Insurance Claim Receivable	-	132.57
c) Vat /GST Receivable	1,282.67	1,556.94
d) Other Advance	4.58	2.87
e) Derivatives-Foreign Exchange forward contract	-	96.35
f) Security and Other Deposits	111.96	120.65
TOTAL	<u>2,093.47</u>	<u>3,382.92</u>

18.1 The company's claim of drawback amounting to Rs. 33.63 lakhs has been disputed by the commissioner of customs (exports) with the joint secretary(RA), ministry of finance, department of revenue, Govt. of India New Delhi, against the favorable order in appeal by the commissioner of custom (Appeals). The management is confident for the recovery of said amount and hence has not made any provision for bad & doubtful debts against this.

19. OTHER CURRENT ASSETS

a) Advances with Suppliers	1,969.00	2,100.51
b) Prepaid Expenses	454.15	401.18
c) Mat Credit Entitlement	14.35	17.02
d) Other Advances	44.70	27.49
e) Prepayment Lease Rent	-	0.99
TOTAL	<u>2,482.20</u>	<u>2,547.19</u>

20. SHARE CAPITAL**Authorised Share Capital**

a) 20,000,000 (31st March, 2022: 20,000,000) Equity Shares of Rs. 10/- each	2,000.00	2,000.00
b) 500,000 (31st March, 2022: 500,000) Preference Shares of Rs. 100/- each	500.00	500.00
	<u>2,500.00</u>	<u>2,500.00</u>

Issued, Subscribed & Paid up :

a) 12,207,129 (31st March, 2022: 12,207,129) Equity Shares of Rs.10/- each fully paid Up.	1,220.71	1,220.71
TOTAL	<u>1,220.71</u>	<u>1,220.71</u>

NOTES TO THE CONSOLIDATED FINANCIAL STATEMENTS (CONTD).**Rs. in Lakhs**

20.1 Reconciliation of the number of shares and amount outstanding at the beginning and at the end of the reporting year:

Particulars	As at 31st March, 2023		As at 31st March, 2022	
	No. of Shares	Amount	No. of Shares	Amount
Shares outstanding at the beginning of the year	1,22,07,129	1,220.71	1,22,02,369	1,220.24
Shares Issued during the year		-	4,760	0.47
Shares outstanding at the end of the year	1,22,07,129	1,220.71	1,22,07,129	1,220.71

20.2 The details of Shareholders holding more than 5% shares

Name of the Share holders	As at 31st March, 2023		As at 31st March, 2022	
	No. of Shares	% of Holding	No. of Shares	% of Holding
(a) Snehdeep Aggarwal	11,43,362	9.37	11,43,362	9.37
(b) Bhartiya Infotech Pvt. Ltd.	10,10,000	8.27	10,10,000	8.27
(c) Bhartiya Global Ventures Pvt. Ltd.	30,47,100	24.96	30,47,100	24.96
(d) Bhartiya Advisory Services Pvt. Ltd.	6,81,913	5.59	6,81,913	5.59
(e) TIMF Holdings	7,06,474	5.79	7,06,474	5.79
(f) Chartered Finance & Leasing Ltd.	7,90,500	6.48	-	-

20.3 Shares Reserved for issue under options

Particulars	As at	As at
	31st March, 2023 No. of Shares	31st March, 2022 No. of Shares
a) Under 2013 employee stock option plan : Equity share of Rs.10/- each, at an exercise price of Rs.50/- per share	20,751	20,751

20.4 Aggregate number of share issued for consideration other than cash during the period of five years immediately preceding the reporting date, wherever applicable is given below:

Rs. in Lakhs

Particulars	31st	31st	31st	31st	31st
	March 2023	March 2022	March 2021	March 2020	March 2019
Shares issued during the period of five Years immediately preceding through reporting date on exercise of option granted under the Employee Stock Option Plan (ESOP) wherein part consideration was received in form of employee services.	-	4,760	500	7,695	12,920

NOTES TO THE CONSOLIDATED FINANCIAL STATEMENTS (CONTD).

			Rs. in Lakhs
Share held by promoter at 31st March, 2023			
Promoter Name	No. of Shares	% of Total Shares	% Change during the year
Snehdeep Aggarwal	11,43,362	9.37%	-
Ramesh Bhatia	3,40,250	2.79%	-
Promoters Group			
Arjun Aggarwal	4,96,150	4.06%	-
Kanwal Aggarwal	1,90,374	1.56%	-
Snehdeep Aggarwal HUF	50,000	0.41%	-
Parushni Aggarwal	7,500	0.06%	-
Pawan Aggarwal	5,000	0.04%	-
Bhartiya Global Venture Private Limited	30,47,100	24.96%	-
Bhartiya Infotech Private Limited	10,10,000	8.27%	-
Bhartiya Advisory Services Private Limited	6,81,913	5.59%	-
R.L Bhatia Associates Private Limited	30,000	0.25%	-

20.5 The Company has only one class of equity shares having a par values of Rs. 10/- per share. Each holder of equity share is entitled to one vote per share. In the event of liquidation of the Company, the holders of equity shares will be entitled to receive remaining assets of the Company in proportion of the number of equity share held by the shareholders.

20.6 During the year, the Company has allotted NIL (31st March, 2022: 4760) equity share of Rs. 10/- each fully paid to its employees under employees stock option plan (ESOP 2013)

NOTES TO THE CONSOLIDATED FINANCIAL STATEMENTS (CONTD).

21. OTHER EQUITY

Rs. in Lakhs

Particulars	Reserves and Surplus										Total
	Share application money pending for allotment	Employee Stock Options outstanding	Preferential share Warrant Forfeited	Non-controlling Interest	Foreign Currency Translation Reserve (FCTR)	Capital Reserve	Securities Premium	General Reserve	Retained Earnings	Other Comprehensive Income (defined benefit plan)	
Balance as at 31st March, 2021	0.37	109.97	925.75	142.96	643.32	8,470.77	7,836.81	3,625.38	11,008.97	47.44	32,811.74
Profit for the year	-	-	-	(3.41)	-	-	-	-	(1,653.02)	-	(1,656.43)
Other comprehensive income for the year	-	-	-	-	-	-	-	-	-	25.26	25.26
Transfer to Security premium on issue of share	-	(20.53)	-	-	-	-	22.43	-	-	-	(1.90)
Currency Fluctuation Reserve	-	-	-	-	(76.75)	-	-	-	-	-	(76.75)
Money Received during the year	(0.37)	-	-	-	-	-	-	-	-	-	(0.37)
Balance as at 31st March, 2022	-	89.44	925.75	139.55	566.57	8,470.77	7,859.24	3,625.38	9,355.95	72.70	31,105.35
Profit for the year	-	-	-	(3.51)	-	-	-	-	6,261.14	-	6,257.63
Other comprehensive income for the year	-	-	-	-	-	-	-	-	-	(33.84)	(33.84)
Currency Fluctuation Reserve	-	-	-	-	236.66	-	-	-	-	-	236.66
Balance as at 31st March, 2023	-	89.44	925.75	136.04	803.23	8,470.77	7,859.24	3,625.38	15,617.09	38.86	37,565.80

NOTES TO THE CONSOLIDATED FINANCIAL STATEMENTS (CONTD).**22. NON-CURRENT BORROWINGS****Rs. in Lakhs**

Particulars	As at 31st March, 2023	As at 31st March, 2022
Secured		
- Term Loans from Banks	16,572.39	16,444.33
- Vehicle Loans from Banks	39.84	66.76
TOTAL	16,612.23	16,511.09

Above total is net of instalments falling due within a year in respect of all the above Loans aggregating of Rs. 3045.88 lakhs (31st March, 2022 Rs. 2889.40 Lakhs) that have been grouped under "Current Borrowing". (Refer note no. 26).

Nature of security and terms of repayment for long term secured borrowings:

	Nature of Security	Terms of Repayment
22.1	Term Loans from HDFC Bank, balance outstanding amounting to Rs 750.00 Lacs (March 31, 2022 Rs. NIL lacs) is secured by second charge on all existing securities given to HDFC Bank.	The Loan is repayable in 48 Monthly Installment starting from Aug 2024. Last installment due in July 2028. Rate of interest 9.25 % p.a. as at year end .
22.2	Term Loans from HDFC Bank, balance outstanding amounting to Rs NIL (March 31, 2022 is Rs. 110.60 lacs) is secured by First Charge on the commercial property situated at Institutional Plot No 38, Sector 44, Gurgaon and personal guarantee of one of the Director.	The loan is repayable in 20 quarterly Installment starting from Nov 2017. Last installment due in Nov 2022. Rate of Interest 8.15 % p.a. as at year end (Previous Year 8.15 %)
22.3	Term Loans from HDFC Bank, balance outstanding amounting to Rs. 1381.22 lacs (March 31, 2022 is Rs.1552.70 lacs) is secured by First Charge on the commercial property situated at Institutional Plot No 38, Sector 44, Gurgaon and personal guarantee of one of the Director.	Repayable in 40 Quarterly Installment starting from Oct, 2018. Last installment due in Aug 2028. Rate of Interest 9 % p.a. as at year end (Previous Year 8.15 %).
22.4	Term Loans from HDFC Bank, balance outstanding amounting to Rs NIL (March 31, 2022 is Rs. 40.68 lacs) is secured by First Charge on the commercial property situated at Institutional Plot No 38, Sector 44, Gurgaon and personal guarantee of one of the Director.	The loan is repayable in 19 quarterly Installment starting from Feb 2018. Last installment due in Nov 2022. Rate of Interest 8.20 % p.a. as at year end (Previous Year 8.35 %).
22.5	Term Loans from INDUSIND Bank, balance outstanding amounting to Rs 3650.00 lacs (March 31, 2022 is Rs. 4362.55 lacs) is secured by Equitable Mortgage of 9 acres 81 cents land situated in Tamil Nadu. Personal Guarantee of one Director.	The Loan is repayable in 23 Quarterly Installment starting from Sep 2020. Last installment due in Mar 2026. Rate of interest 11.00 % p.a. as at year end .
22.6	Term Loans from SBI Bank, balance outstanding amounting to Rs 396.67 lacs (March 31, 2022 is Rs. 508.59 lacs) . secured by second charge on all existing securities given to SBI.	The Loan is repayable in 48 Monthly Installment starting from Feb 2022. Last installment due in Jan 2026. Rate of interest 7.95 % p.a. as at year end .
22.7	Term Loans from SBM Bank, balance outstanding amounting to Rs 696.22 lacs (March 31, 2022 is Rs. 892.76 lacs) is secured by second charge on all existing securities given to SBM Bank.	The Loan is repayable in 48 Monthly Installment starting from Feb 2022. Last installment due in Jan 2026. Rate of interest 9.25 % p.a. as at year end.

NOTES TO THE CONSOLIDATED FINANCIAL STATEMENTS (CONTD).

Nature of security and terms of repayment for long term secured borrowings:

	Nature of Security	Terms of Repayment
22.8	Term Loans from HDFC Bank, balance outstanding amounting to Rs 1218.75 lacs (March 31, 2022 is Rs. 1421.52 lacs). Secured by second charge on all existing securities given to HDFC Bank.	The Loan is repayable in 48 Monthly Installment starting from Jul 2022. Last installment due in Jun 2026. Rate of interest 8.15 % p.a. as at year end.
22.9	Term Loans from INDUSIND Bank, balance outstanding amounting to Rs 1372.08 lacs (March 31, 2022 is Rs. 1780.00 lacs). secured by second charge on all existing securities given to Indusind Bank.	The Loan is repayable in 48 Monthly Installment starting from May 2022. Last installment due in Apr 2026. Rate of interest 7.75 % p.a. as at year end .
22.10	Term Loans from SBI Bank, balance outstanding amounting to Rs 1300.00 lacs (March 31, 2022 is Rs. 1298.94 lacs) . Secured by second charge on all existing securities given to SBI.	The Loan is repayable in 48 Monthly Installment starting from Feb 2024. Last installment due in Jan 2028. Rate of interest 7.95 % p.a. as at year end .
22.11	Term Loans from Union Bank, balance outstanding amounting to Rs 454.28 lacs (March 31, 2022 is Rs. 584.64 lacs) . Secured by second charge on all existing securities given to Union Bank of India.	The Loan is repayable in 48 Monthly Installment starting from March 2022. Last installment due in Feb 2026. Rate of interest 7.80 % p.a. as at year end .
22.12	Term Loans from Union Bank, balance outstanding amounting to Rs 3339.00 lacs (March 31, 2022 is Rs. 1870.03 lacs) . Secured by second charge on all existing securities given to Union Bank of India.	The Loan is repayable in 48 Monthly Installment starting from Feb 2024. Last installment due in Jan 2028. Rate of interest 7.80 % p.a. as at year end .
22.13	Term Loans from HDFC Bank, balance outstanding amounting to Rs 285.93 lacs (March 31, 2022 is Rs. NIL lacs). is secured by exclusive Charge on the commercial property situated at Institutional Plot No 38, Sector 44, Gurgaon and personal guarantee of one of the Director.	The Loan is repayable in 20 Quarterly Installment starting from June 2024. Last installment due in March 2029. Rate of interest 9.30 % p.a. as at year end.
22.14	Term Loans from HDFC Bank, balance outstanding amounting to Rs 183.27 lacs (March 31, 2022 is Rs. NIL lacs). is secured by exclusive Charge on the commercial property situated at Institutional Plot No 38, Sector 44, Gurgaon and personal guarantee of one of the Director	The Loan is repayable in 20 Quarterly Installment starting from June 2024. Last installment due in March 2029. Rate of interest 9.90 % p.a. as at year end.
22.15	Term Loans from HDFC Bank, balance outstanding amounting to Rs 1180.80 lacs (March 31, 2022 is Rs. 1179.56 lacs). is secured by exclusive Charge on the commercial property situated at Institutional Plot No 38, Sector 44, Gurgaon and personal guarantee of one of the Director	The Loan is repayable in 20 Quarterly Installment starting from June 2024. Last installment due in March 2029. Rate of interest 9.90 % p.a. as at year end.
22.16	Term Loans from Indusind Bank, balance outstanding amounting to Rs 42.73 lacs (March 31, 2022 Rs. 97.58 lacs) is secured by Exclusive charge on the Machinery funded and personal guarantee of one of the Director.	The Loan is repayable in 61 Monthly Installment starting from March 2018. Last installment due in March 2023. Rate of interest 10.40 % p.a. as at year end (previous year - 10.40%)
22.17	Term Loans from Indusind Bank, balance outstanding amounting to Rs 3173.95 lacs (March 31, 2022 Rs. 3275.21 lacs) is secured by Exclusive charge on undergone project and Cash Flows, receivables, book debts and revenue of the company.	The Loan is repayable in 16 Quarterly Installment starting from March 2022. Last installment due in December 2025. Rate of interest 4.19 % p.a. as at year end
22.18	Vehicle Loans are secured by way of hypothecation of vehicles financed by the Bank.	

NOTES TO THE CONSOLIDATED FINANCIAL STATEMENTS (CONTD).

23. OTHER NON-CURRENT FINANCIAL LIABILITIES		Rs. in Lakhs	
Particulars	As at 31st March, 2023	As at 31st March, 2022	
(a) Security Deposit with Related Parties	168.59	156.97	
TOTAL	<u>168.59</u>	<u>156.97</u>	
24. NON-CURRENT PROVISION			
(a) Provision for Employees Benefit	67.98	45.16	
TOTAL	<u>67.98</u>	<u>45.16</u>	
25. OTHER NON-CURRENT LIABILITIES			
(a) Government Grant	48.13	52.57	
(b) Advance Lease Rent	52.43	69.69	
TOTAL	<u>100.56</u>	<u>122.26</u>	
26. CURRENT BORROWING			
Secured			
- Working Capital Loans From Banks	29,758.06	27,658.55	
- Current Maturity of Long term borrowing	3,045.88	2,889.40	
TOTAL	<u>32,803.88</u>	<u>30,547.95</u>	
26.1 Working Capital facilities are secured against hypothecation of stocks of raw - materials, stock in process, finished goods, Other Current assets , specified immovable property, movable fixed assets, lien on fixed deposits, exports bills and personal guarantee of Director.			
26.2 Working Capital facilities in Overseas Subsidiaries are Secured against Corporate Guarantee/SBLC of Holding company.			
27. TRADE PAYABLE			
(a) Acceptances	2,024.73	1,384.99	
(b) Payable to Micro and Small Enterprises	868.24	488.99	
(c) Payable to others than Micro and Small Enterprises	6,213.19	9,877.85	
TOTAL	<u>9,106.16</u>	<u>11,751.83</u>	

Trade Payable ageing Schedule for the year ended as on 31st March, 2023

Particulars	Outstanding for following period from due date of payment				
	Less than 1 Years	1-2 Years	2-3 Years	More than 3 Years	Total
Dues to MSME	868.24			-	868.24
Others	7,423.97			813.95	8,237.92
Total Trade Payable	8,292.21	-	-	813.95	9,106.16

NOTES TO THE CONSOLIDATED FINANCIAL STATEMENTS (CONTD).

Rs. in Lakhs

Trade Payable ageing Schedule for the year ended as on 31st March, 2022

Particulars	Outstanding for following period from due date of payment				
	Less than 1 Years	1-2 Years	2-3 Years	More than 3 Years	Total
Dues to MSME	488.99				488.99
Others	10,390.91	77.86	-	794.07	11,262.84
Total Trade Payable	10,887.89	77.86	-	794.07	11,751.83

28. OTHER CURRENT FINANCIAL LIABILITIES

Particulars	As at 31st March, 2023	As at 31st March, 2022
(a) Interest Accrued	139.42	53.58
(b) Unpaid dividend	4.91	5.92
(c) Due to employee	399.94	355.09
(d) Expenses payable	286.54	262.92
(e) Statutory Dues Payable	255.41	202.91
(f) Capital Payables	32.48	13.82
(g) Other Payable	4.33	34.47
(h) Derivatives-Foreign Exchange Forward Contract	402.84	-
TOTAL	<u>1,525.87</u>	<u>928.71</u>

29. PROVISIONS

(a) Provision for Employees Benefits	172.42	285.72
TOTAL	<u>172.42</u>	<u>285.72</u>

30. OTHER CURRENT LIABILITIES

(a) Advance from Customer	12.26	130.97
(a) Advance Lease Rent	9.01	-
TOTAL	<u>21.27</u>	<u>130.97</u>

NOTES TO THE CONSOLIDATED FINANCIAL STATEMENTS (CONTD).

Rs. in Lakhs

31. REVENUE FROM OPERATIONS

Particulars	Year Ended 31st March, 2023	Year Ended 31st March, 2022
Sales of Products		
(a) Sales Manufactured Goods	64,420.13	56,879.81
(b) Traded Goods	14,064.12	9,720.17
Sales of Services	1,606.26	408.17
Other Operating Revenues		
(a) Export Incentives	1,971.71	1,566.26
(b) Foreign Exchange Gain/(Loss)	(2,202.42)	776.54
TOTAL	<u>79,859.80</u>	<u>69,350.95</u>

31.1 Reconciliation of revenue recognised in statement of profit and loss with contracted price

Revenue as per contracted price	80,365.51	67,061.93
Less: Discount, rebates etc.	275.00	53.78
Total Revenue from contract with customers	<u>80,090.51</u>	<u>67,008.15</u>

32. OTHER INCOME

- Rental Income	246.96	291.09
- Other Income	88.78	2,926.31
TOTAL	<u>335.74</u>	<u>3,217.40</u>

33. COST OF MATERIALS CONSUMED

Opening Stock	34,147.38	31,605.67
Add : Purchases	<u>41,865.59</u>	<u>34,543.70</u>
	76,012.97	66,149.37
Less : Closing Stock	41,090.83	34,147.38
MATERIALS CONSUMED	<u>34,922.14</u>	<u>32,001.99</u>

34. CHANGE IN INVENTORIES OF FINISHED GOODS AND WORK IN PROGRESS

(a) Opening Inventories		
- Finished Goods	9,889.57	8,583.70
- Work in Progress	1,099.39	651.46
(b) Closing Inventories		
- Finished Goods	9,036.33	9,889.57
- Work in Progress	735.61	1,099.39
Decrease/(Increase)	<u>1,217.02</u>	<u>(1,753.80)</u>

NOTES TO THE CONSOLIDATED FINANCIAL STATEMENTS (CONTD).**Rs. in Lakhs****35. EMPLOYEE BENEFIT EXPENSES**

Particulars	As at 31st March, 2023	As at 31st March, 2022
(a) Salary & Allowances	5,192.36	4,541.71
(b) Contribution to Provident & Other Fund	422.50	313.66
(c) Staff Welfare Expenses	303.18	309.30
TOTAL	<u>5,918.04</u>	<u>5,164.67</u>

36. FINANCE COST

(a) Interest Expense- Net	3,148.58	2,010.33
(b) Borrowing Cost	281.77	214.11
(c) Interest on Lease Liability	66.13	30.89
(d) Exchange difference regarded as an adjustment to borrowing cost	173.12	72.20
TOTAL	<u>3,669.60</u>	<u>2,327.53</u>

37. DEPRECIATION AND AMORTISATION

(a) Depreciation on Property Plant and Equipment	1,015.74	898.97
(b) Amortisation on Intangible Assets	1,331.90	1,334.46
(c) Depreciation on Investment on Properties	10.91	10.91
(d) Amortisation on Right of use Assets	164.23	136.29
TOTAL	<u>2,522.78</u>	<u>2,380.63</u>

38. OTHER EXPENSES**(I) Manufacturing Expenses**

(a) Fabrication Charges	12,492.80	9,745.66
(b) Other Manufacturing Expenses	546.81	432.93
(c) Freight & Cartage	57.04	29.91

(II) Selling & Administrative Expenses

(a) Legal And Professional Charges	1,649.80	2,117.26
(b) Power & Fuel	450.49	352.86
(c) Bank Charges	816.71	575.88
(d) Repair & Maintenance		
- Building	52.56	44.82
- Plant & Machinery	228.01	199.68
- Others	623.04	619.83

NOTES TO THE CONSOLIDATED FINANCIAL STATEMENTS (CONTD).

Particulars	Rs. in Lakhs	
	As at 31st March, 2023	As at 31st March, 2022
(e) Communication	81.17	77.07
(f) Rates Taxes & Duties	65.39	55.56
(g) Insurance	179.44	193.35
(h) Rent	226.05	246.78
(i) Travelling & Conveyance	1,072.46	640.44
(j) Freight on Exports	1,405.70	1,059.73
(k) Commission, Brokerage & Discount	57.84	288.16
(l) Loss on Sale /Discard of Fixed Assets	(2.34)	0.02
(m) Misc. Expenses	705.08	690.69
(n) Expenditure towards CSR activities	55.11	103.47
(o) Directors Meeting Fees	8.58	4.81
(p) Packing Expenses	206.27	71.42
(q) Bad Debts	0.63	776.85
(r) Auditors Remuneration	52.69	39.19
TOTAL	<u>21,031.33</u>	<u>18,366.37</u>

39. TAX EXPENSES

Particulars	Year Ended 31st March, 2023	Year Ended 31st March, 2022
I) Current Tax		
(a) Current Tax on Taxable income for the year	624.92	369.49
	<u>624.92</u>	<u>369.49</u>
II) Deferred Tax		
(a) Related To origination & reversal of temporary differences	(31.96)	176.51
Income tax expenses reported in statement of profit and loss	<u>592.96</u>	<u>546.00</u>
Effective Income Tax Rate	<u>8.66%</u>	<u>-49.17%</u>

A reconciliation of the income tax expenses to the amount computed by applying the statutory income tax rate to the profit before income taxes is summarized below:

Accounting profit before tax	6,850.59	(1,110.43)
Statutory income tax rate	25.168%	25.168%
Computed tax expenses	1,724.16	(279.47)
Tax in respect of earlier years	-	11.93
Non taxable/ differential tax rate of subsidiaries	63.84	(40.43)
Impact of share of profit/(loss) of associates	(1,212.07)	797.08
Deduction under section 24 of income tax act	(15.51)	(19.05)
Non-Deductible expenses for tax purpose	32.54	75.94
Income tax charge to Statement of Profit and Loss Account	<u>592.96</u>	<u>546.00</u>

NOTES TO THE CONSOLIDATED FINANCIAL STATEMENTS (CONTD).**40. CONTINGENT LIABILITIES****Rs. in Lakhs**

Particulars	As at 31st March, 2023	As at 31st March, 2022
i) Letter of Credit / Import Bills outstanding -	3,354.06	3,274.58
ii) Bill Discounting	1,466.06	-
iii) Standby Letter of credit (SBLC) issued by company bankers in favour of the bankers of its subsidiaries - Ultima S A	6,078.14	8,689.13
iv) Corporate Guarantee given by the company to a bank against facilities granted by that bank to its wholly owned subsidiaries Ultima SA, Ultima Italia Srl. & World Fashion Trade Ltd.	134.33	418.90
v) Karnataka Vat Demand Under dispute	56.60	56.60
vi) Andhra Pradesh GST Demand Under dispute	81.07	71.78
vii) Income tax Demand under dispute	3,485.04	50.75
viii) Tamil Nadu Vat Under dispute	8.14	-

41. CAPITAL AND OTHER COMMITMENTS

i) Estimated value of contract remaining to be executed on capital Account and not provided for	6,402.26	14,135.89
ii) Estimated Value of contract remaining to be executed on capital account	7.78	94.24

42. EMPLOYEE BENEFITS PLANS

The details of various employee benefits provided to employees are as under:

a) Defined Contribution Plans**Rs. in Lakhs**

Particulars	Year Ended 31st March, 2023	Year Ended 31st March, 2022
Detail of amount recognised as expense for defined contribution plans is given below:		
a) Provident Fund*	248.55	198.17
b) Employees State Insurance Corporation	12.13	3.19

b) Defined Benefit Plans

The Defined benefit plan of the Company includes entitlement of gratuity for each year of service until the retirement age.

i) The principal assumptions used for the purposes of the actuarial valuations were as follows:

Principal Assumptions	Gratuity	
	As at 31st March, 2023	As at 31st March, 2022
Expected return on plan assets	7.20%	7.20%
Discount rate	7.20%	7.20%
Salary increase rate	5.00%	5.00%
Employee turnover	5.00%	5.00%
In service mortality	IALM (2012-14)	IALM (2012-14)

NOTES TO THE CONSOLIDATED FINANCIAL STATEMENTS (CONTD).**ii) Amounts recognised in statement of profit and loss in respect of these defined benefit plans are as follows:**

Particulars	Rs. in Lakhs	
	Gratuity	
	Year Ended 31st March, 2023	Year Ended 31st March, 2022
Current Service Cost	63.58	67.32
Net Interest Expenses	(5.49)	(7.61)
Past Service Cost	-	-
Components of defined benefit costs recognised in profit or Loss	58.09	59.71
Re-measurement on the Net Defined Benefit liability:		
Actuarial (gains)/ losses on obligation for the year	29.70	(28.17)
Return On Plan Assets	16.76	(6.75)
Net(Income)/Expenses for the year ended recognized in OCI	46.46	(34.92)

iii) The amount included in the Balance Sheet arising from the entity's obligation in respect of its Defined Benefit Obligation

Particulars	Gratuity	
	As at 31st March, 2023	As at 31st March, 2022
	Present Value of Defined Benefit Obligation	522.04
Fair Vale of Plan Asset	(466.08)	(453.47)
Net Liability arising from Defined Benefit Obligation	55.96	33.65

iv) Movements in the present value of the defined benefit obligation are as follows:

Particulars	Rs. in Lakhs	
	Gratuity	
	For the Year Ended 31st March, 2023	For the Year Ended 31st March, 2022
Opening Defined Obligation	487.12	487.09
Interest Cost	(5.49)	(7.61)
Current Service Cost	63.58	67.32
Past Service Cost	-	-
Benefits Paid Directly by the Employer	(52.87)	(31.51)
Actuarial (gains)/ Losses	29.70	(28.17)
Closing Defined Benefit Obligation	522.04	487.12

NOTES TO THE CONSOLIDATED FINANCIAL STATEMENTS (CONTD).v) **Movements in the fair value of the plan assets are as follows:** **Rs. in Lakhs**

Particulars	Gratuity	
	For the Year Ended 31st March, 2023	For the Year Ended 31st March, 2022
Opening fair Value of Plan Assets *	453.47	423.41
Interest Income	29.36	28.55
Contribution by the Employer	-	-
Return on Plan Assets Excluding Interest Income	(16.76)	1.51
Closing fair Value of Plan Assets	466.08	453.47

*** Fund Managed by the approved Insurance Company Kotak Life Insurance**

Particulars	Gratuity	
	For the Year Ended 31st March, 2023	For the Year Ended 31st March, 2022
Investment With Insurer	100.00%	100.00%

Sensitivity Analysis

A quantitative sensitivity analysis for significant assumptions as at 31st March, 2023 is as follows:

Particulars	Increase Effect	Decrease Effect
Effect of Increase/decrease in discount rate by 1% on Defined benefit obligations	516.21	550.52
Effect of Increase/decrease in salary escalation by 1% on Defined benefit obligations	550.81	515.79

A quantitative sensitivity analysis for significant assumptions as at 31st March, 2022 is as follows:

Particulars	Increase Effect	Decrease Effect
Effect of Increase/decrease in discount rate by 1% on Defined benefit obligations	449.25	480.74
Effect of Increase/decrease in salary escalation by 1% on Defined benefit obligations	481.01	448.87

The sensitivity analysis above has been determined on the basis of actuarial certificate.

43. EARNING PER SHARE

Particulars	Year Ended 31st March, 2023	Year Ended 31st March, 2022
Profit/(loss) for the year	6,257.63	(1,656.43)
No. of share at the beginning of the year (A)	1,22,07,129	1,22,02,369
Equity allotted during the year	-	4,760
Weighted average shares (B)	-	4,708
Weighted average shares outstanding (nos.) (A+B)	1,22,07,129	1,22,07,077
Effect of diluted number of share		
Add:- Employee stock option plan	18,594	18,594
Weighted average number of equity share for diluted earning per share	1,22,25,723	1,22,25,671
Basic earning per share	50.98	(13.36)
Diluted earning per share	50.91	(13.34)

NOTES TO THE CONSOLIDATED FINANCIAL STATEMENTS (CONTD).

44. Export Promotion Capital Goods (EPCG)

Export Promotion Capital Goods (EPCG) scheme allows import of certain capital goods at concessional duty subject to an export obligation for the duty saved on capital goods imported under EPCG scheme. The duty saved on capital goods imported under EPCG scheme being Government Grant, is accounted as stated in the Accounting policy on Government Grant.

45. Employee Stock Option Plan

The Company instituted an Employees Stock Option Plan ('ESOP 2013') pursuant to the Nomination and Remuneration Committee (Earlier Compensation Committee) and Shareholders' resolution dated September 23, 2013. As per ESOP 2013, the Company had granted the below stock options:

On 28th January, 2014 – 50,000 stock options.

On 16th September, 2015 – 1,55,800 stock options

On 31st December, 2015 – 8,850 stock options

On 3rd February, 2018 – 30,000 stock options

On 5th April, 2018 – 30,000 stock options

These options comprises equal number of equity shares to be allotted in one or more tranches to the eligible employees of the Company and its subsidiaries.

The details of the ESOPs granted so far are provided below:

Rs. in Lakhs

Grant Date	April 5, 2018			
Vesting tranche	Vesting I	Vesting II	Vesting III	Vesting IV
Vesting date	April 05, 2019	April 05, 2020	April 05, 2021	April 05, 2022
%age of vesting	16.67	16.67	16.66	50.00
Exercise Price (in Rs.)	330.00	330.00	330.00	330.00

Grant Date	February 03, 2018			
Vesting tranche	Vesting I	Vesting II	Vesting III	Vesting IV
Vesting date	February 03, 2019	February 03, 2020	February 03, 2021	February 03, 2022
%age of vesting	10.00	20.00	30.00	40.00
Exercise Price (in Rs.)	450.00	450.00	450.00	450.00

Grant Date	December 31, 2015		
Vesting tranche	Vesting I	Vesting II	Vesting III
Vesting date	December 31, 2016	December 31, 2017	December 31, 2018
%age of vesting	33.00	33.00	34.00
Exercise Price (in Rs.)	50.00	50.00	50.00

Grant Date	September 16, 2015		
Vesting tranche	Vesting I	Vesting II	Vesting III
Vesting date	September 16, 2016	September 16, 2017	September 16, 2018
%age of vesting	33.00	33.00	34.00
Exercise Price (in Rs.)	50.00	50.00	50.00

NOTES TO THE CONSOLIDATED FINANCIAL STATEMENTS (CONTD).

	Rs. in Lakhs	
Grant Date	January 28, 2014	
Vesting tranche	Vesting I	Vesting II
Vesting date	1st February, 2015	1st March, 2015
%age of vesting	50.00	50.00
Exercise Price (in Rs.)	156.00	156.00

The Company uses the fair value for determination of the employee stock compensation expense.

The activity in the Employees Stock Option Plan during the year ended 31st March, 2023 is as under:

Particulars	Year Ended 31st March, 2023	Year Ended 31st March, 2022
Number of options outstanding at the beginning of the period	20,751	25,511
Number of options granted during the year	-	-
Number of options forfeited / lapsed during the year	-	-
Number of options vested during the year	-	-
Number of options exercised during the year	-	4,760
Number of shares arising as a result of exercise of options	-	4,760
Money realized by exercise of options (INR), if scheme is implemented directly by the company	-	Rs. 2,38,000
Loan repaid by the Trust during the year from exercise price received	NA	NA
Number of options outstanding at the end of the year	20,751	20,751
Number of options exercisable at the end of the year	20,751	20,751

A description of the method and significant assumptions used during the year to estimate the fair value of options including the following information:

Date of Grant	September 16, 2015	December 31, 2015	February 3, 2018	April 5, 2018
Weighted average share price	Rs. 468.70	Rs 521.15	Rs. 463.55	Rs. 216.15
Exercise price	Rs. 50.00	Rs. 50.00	Rs. 450.00	Rs. 330.00
Expected volatility	29.24%	33.10%	25.71%	36.78%
Option life (comprising of weighted average of vesting period and exercise period)	7 years	7 years	8 years	5.50 years
Expected dividends	0.21%	0.19%	0.26%	0.29%
Risk free rate of return	8.17%	7.96%	7.82%	7.22%

46 Fair Value Measurement

The fair value of the financial assets and liabilities are included at the amount that would be received to sell an asset and paid to transfer a liability in an orderly transaction between market participants.

The following methods and assumptions were used to Estimate the Fair Values:

Trade receivables, cash and cash equivalents, other bank balances, short term loans, other current financial assets, current borrowings, trade payables and other current financial liabilities: approximate their carrying amounts largely due to the short-term maturities of these instruments.

NOTES TO THE CONSOLIDATED FINANCIAL STATEMENTS (CONTD).

Investments traded in active markets are determined by reference to quotes from the financial institutions; for example: Net asset value (NAV) for investments in mutual funds declared by mutual fund house.

The fair values for loans, security deposits were calculated based on cash flows discounted using a current lending rate. They are classified as level 3 fair values in the fair value hierarchy due to the inclusion of unobservable inputs including counter party credit risk.

The fair values of non-current borrowings are based on discounted cash flows using a current borrowing rate. They are classified as level 3 fair values in the fair value hierarchy due to the use of unobservable inputs, including own credit risk.

The Company uses the following hierarchy for determining and disclosing the fair value of financial instruments by valuation techniques.

The following is the basis for categorising the financial instruments measured at fair value into Level 1 to Level 3 :

Level 1: This level includes financial assets that are measured by reference to quoted prices (unadjusted) in active markets for identical assets or liabilities.

Level 2: This level includes financial assets and liabilities, measured using inputs other than quoted prices included within Level 1 that are observable for the asset or liability, either directly (i.e., as prices) or indirectly (i.e., derived from prices).

Level 3: This level includes financial assets and liabilities measured using inputs that are not based on observable market data (unobservable inputs). Fair values are determined in whole or in part, using a valuation model based on assumptions that are neither supported by prices from observable current market transactions in the same instrument nor are they based on available market data.

Particulars	Rs. in Lakhs			
	As at 31st March, 2023			
	Carrying Amount	Level of input used in		
		Level 1	Level 2	Level 3
Financial Assets				
At Amortised Cost				
Trade Receivable	12,969.92	-	-	12,969.92
Cash & cash equivalents	874.20	-	-	874.20
Other bank balance	2,385.02	-	-	2,385.02
Loans	158.83	-	-	158.83
Other financial assets	4,620.83	-	-	4,620.83
At FVTPL				
Investments	35.01	0.01	-	35.00
Other financial assets	-	-	-	-
Financial Liabilities				
At Amortised Cost				
Borrowings	49,416.11	-	-	49,416.11
Lease Liability	694.91			694.91
Trade payables	9,106.16	-	-	9,106.16
Other financial liabilities	1,291.62	-	-	1,291.62
At FVTPL				
Other financial liabilities	402.84	-	402.84	-

NOTES TO THE CONSOLIDATED FINANCIAL STATEMENTS (CONTD).

Particulars	Rs. in Lakhs			
	As at 31st March, 2022			
	Carrying Amount	Level of input used in		
	Level 1	Level 2	Level 3	
Financial Assets				
At Amortised Cost				
Trade Receivable	12,978.36	-	-	12,978.36
Cash & cash equivalents	3,325.82	-	-	3,325.82
Other bank balance	4,268.82	-	-	4,268.82
Loans	112.81	-	-	112.81
Other financial assets	3,484.19	-	-	3,484.19
At FVTPL				
Investments	35.01	0.01	-	35.00
Other financial assets	96.35	-	96.35	-
Financial Liabilities				
At Amortised Cost				
Borrowings	47,059.04	-	-	47,059.04
Trade payables	11,751.83	-	-	11,751.83
Lease Liability	728.03			728.03
Other financial liabilities	1,085.68	-	-	1,085.68
At FVTPL				
Other financial liabilities	-	-	-	-

47. Capital Management

For the purpose of the Company's capital management, capital includes issued equity capital, share premium and all other equity reserves attributable to the equity holders of the Company. The primary objective of the Company's capital management is to maximise the shareholder value.

The Company manages its capital structure and makes adjustments in light of changes in economic conditions and the requirements of the financial covenants. To maintain or adjust the capital structure, the Company may adjust the dividend payment to shareholders, return capital to shareholders or issue new shares. The Company monitors capital using a gearing ratio, which is net debt divided by total capital plus net debt. The Company includes within net debt, interest bearing loans and borrowings less cash and cash equivalents.

Particulars	Rs. in Lakhs	
	As at 31st March, 2023	As at 31st March, 2022
Borrowings (long-term and short-term, including current maturities of long term borrowings) (Note 22 & 26)	49,416.11	47,059.04
Less: Cash and cash equivalents (Note 15)	(874.20)	(3,325.82)
Net Debt	48,541.90	43,733.22
Equity Share Capital	1,220.71	1,220.71
Other Equity	37,565.80	31,105.35
Total Capital	38,786.51	32,326.06
Capital and Net Debt	87,328.42	76,059.28
Gearing Ratio	55.59%	57.50%

In order to achieve this overall objective, the Company's capital management, amongst other things, aims to ensure that it meets financial covenants attached to the interest-bearing loans and borrowings that define capital structure requirements. Breaches in meeting the financial covenants would permit the bank to immediately call loans and borrowings. There have been no breaches in the financial covenants of any interest-bearing loans and borrowing in the current period.

No changes were made in the objectives, policies or processes for managing capital during the years ended March 31, 2023 and March 31, 2022.

NOTES TO THE CONSOLIDATED FINANCIAL STATEMENTS (CONTD).**48. Disclosures as required under Schedule III to the Companies Act, 2013, of the enterprises consolidated as Subsidiary/Associates :****Rs. in Lakhs**

Name of the Entities	Net Assets i.e. Total Assets minus Total Liabilities		Share in Profit or Loss	
	As a % of Consolidated net assets	Amount	As a % of Consolidated Profit	Amount
Parent :	85.45	31,942.66	112.44	1,583.03
Subsidiary :				
Indian Subsidiaries				
Bhartiya Global Marketing Ltd	1.06	396.04	(0.02)	(0.24)
J&J Leather Enterprises Ltd	1.29	483.34	1.12	15.74
Bhartiya International Sez Ltd	3.33	1,243.17	(2.25)	(31.73)
Bhartiya Fashion Retail Ltd	0.02	9.29	0.13	1.90
Bhartiya Urban Infrastructure Ltd.	0.01	2.84	(0.02)	(0.32)
Foreign Subsidiaries				
World Fashion Trade Ltd.	(0.04)	(16.58)	(0.95)	(13.37)
Design Industry China Limited	0.18	68.02	2.63	37.04
Ultima SA	8.79	3,284.34	(112.61)	(1,585.43)
Ultima Italia SRL	4.57	1,707.79	0.04	0.54
Design Industry Limited , Hongkong	7.79	2,911.57	91.85	1,293.15
Sub Total		<u>42,032.48</u>		<u>1,300.31</u>
Inter-company Elimination & Consolidation Adjustments	(12.44)	<u>(4,649.08)</u>	7.64	<u>107.53</u>
Grand Total		<u>37,383.40</u>		<u>1,407.84</u>
Non-Controlling Interest in subsidiaries		136.04		3.51
Share of Profit in Associates		<u>1,403.05</u>		<u>4,815.92</u>
		<u>38,922.49</u>		<u>6,227.27</u>

49. Financial Risk Management

The Company's management monitors and manages the financial risks relating to the operations of the Company. These risks include credit risk, liquidity risk and market risk (including currency risk, interest rate risk and other price risk).

Credit Risk

Credit risk refers to the risk that a counterparty will default on its contractual obligations resulting in financial loss to the Company. To manage this, the Company periodically assesses financial reliability of customers and other counter parties, taking into account the financial condition, current economic trends, and analysis of historical bad debts and ageing of financial assets.

Financial instruments that are subject to concentrations of credit risk, principally consist of balance with banks, investments in debt instruments/bonds, trade receivables, loans and advances. None of the financial instruments of the Company result in material concentrations of credit risks.

The age analysis of trade receivables as of the balance sheet date have been considered from the due date and disclosed in below table.

Particulars	Rs. in Lakhs	
	As at 31st March, 2023	As at 31st March, 2022
Less than 6 month	9,732.05	11,046.32
More than 6 month	3,237.87	1,932.04

Liquidity Risk

The Company manages liquidity risk by maintaining adequate reserves, banking facilities and reserve borrowing facilities, by continuously monitoring forecast and actual cash flows, and by matching the maturity profiles of financial assets and liabilities.

The surplus funds with the Company and operational cash flows will be sufficient to dispose the financial liabilities within the maturity period.

NOTES TO THE CONSOLIDATED FINANCIAL STATEMENTS (CONTD).**Maturity Profile of Financial Liabilities** **Rs. in Lakhs**

Particulars	As at 31st March, 2023			
	0-1 year	1-5 year	Beyond 5 year	Total
Borrowing (Including current maturity of long term borrowing)	32,803.88	14,828.05	1,784.18	49,416.11
Trade Payable	9,106.16	-	-	9,106.16
Lease Liabilities	116.37	469.16	109.38	694.91
Other Financial Liabilities	1,694.46	-	-	1,694.46

Particulars	As at 31st March, 2022			
	0-1 year	1-5 year	Beyond 5 year	Total
Borrowing (Including current maturity of Long Term borrowing)	30,547.95	15,647.03	864.06	47,059.04
Trade Payable	11,751.83	-	-	11,751.83
Lease Liabilities	99.82	411.84	216.37	728.03
Other Financial Liabilities	1,085.68	-	-	1,085.68

Market Risk

Market risk is the risk of any loss in future earnings, in realisable fair values or in future cash flows that may, result from a change in the price of a financial instrument. The Company's activities expose it primarily to the financial risks of changes in foreign currency exchange rates and interest rates risk/liquidity risk which impact returns on investments. Market risk exposures are measured using sensitivity analysis.

Interest Rate Risk

Interest rate risk is the risk that the fair value or future cash flows of a financial instrument will fluctuate because of changes in market interest rates. The Company's exposure to the risk of changes in market interest rates relates primarily to the debt obligations with floating interest rates. The Company manages its interest rate risk by having a balanced portfolio of fixed and variable rate loans and borrowings.

Exposure to Interest Rate Risk **Rs. in Lakhs**

Particulars	As at 31st March, 2023	As at 31st March, 2022
Total Borrowings	49,416.11	47,059.03
% of Borrowings out of above bearing variable rate of interest	60.22%	58.77%

Interest Rate Sensitivity

A change of 100 bps in interest rates would have following Impact on profit before tax

100 bp increase would decrease the profit before tax by	481.10	452.77
100 bp decrease would Increase the profit before tax by	481.10	452.77

NOTES TO THE CONSOLIDATED FINANCIAL STATEMENTS (CONTD).**Rs. in Lakhs****Foreign Currency Risk Management**

The Company undertakes transactions denominated in foreign currencies; consequently, exposures to exchange rate fluctuations arise. The carrying amounts of the Company's foreign currency denominated monetary assets and monetary liabilities at the end of the reporting period are as follows:

Particulars	As at 31st March, 2023		As at 31st March, 2022	
	Foreign Currency Monetary Assets	Foreign Currency Monetary Liabilities	Foreign Currency Monetary Assets	Foreign Currency Monetary Liabilities
USD	339.87	84.87	99.91	410.16
EURO	34.49	13.73	37.95	74.32
GBP	0.23	36.30	37.89	10.53
HKD	146.87	7.95	332.00	146.60
RMB	5.94	0.45	9.68	0.26
CHF	119.20	46.96	124.74	69.79

Foreign Currency Sensitivity

The following table details the Company's sensitivity to a 5% change in rupee value against the relevant foreign currencies, which is used when reporting foreign currency risk internally to key management personnel and represents management's assessment of the reasonably possible change in foreign exchange rates. The sensitivity analysis includes only outstanding foreign currency denominated monetary items and adjusts their translation at the period end.

Particulars	As at 31st March, 2023		As at 31st March, 2022	
	5% Weakened	5% Strengthen	5% Weakened	5% Strengthen
Foreign Currency Monetary Assets				
USD	1,397.63	(1,397.63)	379.15	(379.15)
EURO	154.34	(154.34)	159.10	(159.10)
GBP	1.17	(1.17)	188.85	(188.85)
HKD	77.95	(77.95)	160.85	(160.85)
RMB	3.56	(3.56)	5.39	(5.39)
CHF	535.86	(535.86)	512.85	(512.85)

Particulars	As at 31st March, 2023		As at 31st March, 2022	
	5% Weakened	5% Strengthen	5% Weakened	5% Strengthen
Foreign Currency Monetary Liabilities				
USD	(349.01)	349.01	(1,556.56)	1,556.56
EURO	(61.44)	61.44	(311.60)	311.60
GBP	(184.59)	184.59	(52.49)	52.49
HKD	(4.22)	4.22	(71.03)	71.03
RMB	(0.27)	0.27	(0.14)	0.14
CHF	(211.11)	211.1	(286.95)	286.95
Impact on Profit or Loss as at the end of reporting year	<u>1,359.87</u>	<u>(1,359.87)</u>	<u>(872.58)</u>	<u>872.58</u>

In management's opinion, the sensitivity analysis is unrepresentative of the inherent foreign exchange risk because the exposure at the end of the reporting period does not reflect the exposure during the year.

NOTES TO THE CONSOLIDATED FINANCIAL STATEMENTS (CONTD).

Disclosure Regarding Derivative Instruments.

The Company uses foreign currency forward contracts to hedge its risks associated with foreign currency fluctuations relating to accounts receivable. The use of foreign currency forward contracts is governed by the Company's strategy approved by the Board of Directors, which provide principles on the use of such forward contracts consistent with the Company's Risk Management Policy. The Company does not use forward contracts for speculative purposes.

The following are outstanding forward contracts which has been designated as cash flow hedges:

Particulars	As at 31st March, 2023		As at 31st March, 2022	
	Currency	Foreign Currency Lacs	Currency	Foreign Currency Lacs
Forwards Contracts	USD	117.35	USD	71.50
	EURO	87.74	EURO	15.00
	GBP	5.00	GBP	18.00

50. RELATED PARTY DISCLOSURES AS PER IND AS 24

a) Name of Related Parties & Nature of Relationship:	Country	Ownership Interest
i) Associate parties :		
Bhartiya Urban Pvt. Ltd.	India	36.77%
Tada Mega Leather Cluster Pvt Ltd.	India	50%
ii) Executive Directors:		
Manoj Khattar		Whole Time Director
Amrish Pal Singh		
Nikhil Aggarwal		
Walter Willi Zwahlen		
iii) Non-Executive Directors		
Snehdeep Aggarwal		Director
Ramesh Bhatia		Director (resigned from 23.09.2022)
C.L. Handa		Indeependent Director (Completed tenure as Director on 29.09.2022)
Sandeep Seth		Indeependent Director (Completed tenure as Director on 29.09.2022)
Shashank		Indeependent Director (Completed tenure as Director on 29.09.2022)
A. Sahasranaman		Indeependent Director (Completed tenure as Director on 29.09.2022)
S. M. Swathi		Independent Director
Robert Burton Moore Jr.		Director
NavKiran Singh Ghei		Independent Director (appointed from 11.08.2022)
Vivek Kapur		Independent Director (appointed from 11.08.2022)
Deepak Bhojwani		Independent Director (appointed from 11.08.2022)
Mukul Harmilapi		Director

NOTES TO THE CONSOLIDATED FINANCIAL STATEMENTS (CONTD).**iv) Enterprises owned or significantly influenced by Executive Directors or their relatives :**

Itopia Management Services (India) Pvt. Ltd.
Parushni Interior Designs Pvt. Ltd.

v) Trust

Bhartiya International Limited Employees Group Gratuity Scheme Post Employment Benefit Plan

Particulars	Rs. in Lakhs	
	2022-23	2021-22
b) Transactions during the year with related parties :		
1. Sales		
Parushni Interior Designs Pvt. Ltd.	0.12	-
2. Other Income		
Parushni Interior Designs Pvt. Ltd.	0.43	0.36
3. Salaries		
Manoj Khattar	81.35	93.79
Amrishpal singh	3.00	3.00
Nikhil Aggarwal	98.80	101.86
Walter willi Zwahlen	53.06	48.11
4. Lease Rent Received		
Parushni Interior Designs Pvt. Ltd.	18.00	18.00
5. Other Expenses		
Itopia Management Services (India) Pvt. Ltd.	0.23	0.13
6. Legal and Professional Fees		
Itopia Management Services (India) Pvt. Ltd.	3.50	4.50
Robert Burton Moore Jr.	102.19	80.63
Snehdeep Aggarwal	9.00	9.00
Mukul Harmilapi	12.50	14.68
7. Purchase of Fixed Assets		
Parushni Interior Designs Pvt. Ltd.	1.15	-
8. Sitting Fee		
Ramesh Bhatia	0.11	0.44
C.L. Handa	0.56	1.06
Sandeep Seth	0.56	1.22
Shashank	1.11	1.22

Particulars	2022-23	2021-22
A. Sahasranaman	0.56	0.33
S.M. Swathi	2.14	0.53
Navkiran Singh Ghei	1.50	-
Deepak Bhojwani	0.83	-
Vivek Kapur	1.22	-

c) Balances Outstanding at the year end:

1. Trade Payable

Parushni Interior Designs Pvt. Ltd	0.15	-
------------------------------------	------	---

2. Expenses/Others Payables

Amrishpal singh	0.23	0.24
Itopia Management services(India) Pvt. Ltd.	-	0.62
Snehdeep Aggarwal	0.68	0.68

3. Security Deposit (Received)

Parushni Interior Designs Pvt. Ltd.	1.50	1.50
-------------------------------------	------	------

As per our report of even date attached

For SUSHIL PODDAR & CO.

Chartered Accountants
Firm Reg. No. 014969N

S.K. Poddar

Partner
Mem. No. 094479

Gurugram, 30th May, 2023

Yogesh Kumar Gautam

Company Secretary

Raj Kumar Chawla

Chief Financial Officer

For and on behalf of the Board

Manoj Khattar

Whole-time Director
DIN: 00694981

Vivek Kapur

Director
DIN: 09678378

CONSOLIDATED FINANCIAL SUMMARY

Rs. in Lakhs

Particulars	2013-14	2014-15	2015-16	2016-17	2017-18	2018-19	2019-20	2020-21	2021-22	2022-23
Equity Share Capital	1106.38	1121.38	1171.38	1174.09	1218.13	1219.42	1220.19	1220.24	1220.71	1220.71
Reserves & Surplus	14518.27	16276.96	20014.16	25579.31	36272.00	38276.25	33455.76	32811.74	31105.35	37565.80
Net Worth	15798.28	17864.48	22394.47	26753.41	37490.13	39495.67	34675.95	34031.98	32326.06	38786.51
Capital Employed	19521.88	21582.50	26468.25	30699.56	43225.88	46795.74	41972.58	47698.42	50540.77	57122.98
Gross Fixed Assets	9591.43	10428.12	12109.72	9422.58	12787.52	13773.50	16020.50	22967.79	25829.95	27980.68
Net Fixed Assets	6888.19	7316.30	8412.82	8922.09	11574.45	11798.37	13066.17	19020.72	19662.50	19385.85
Export Sales including Export Incentives	41440.95	55812.77	62215.89	64194.24	71051.66	74799.74	72069.58	54839.35	69350.95	79859.80
Other Income	351.49	333.80	378.91	618.56	725.54	1198.07	435.50	495.50	3217.40	335.74
Total Income	41792.44	56146.57	62600.50	64812.80	71777.20	75997.81	72505.08	55334.85	72568.35	80195.54
EBITDA	4059.35	5299.22	5104.13	4659.23	5408.24	6717.19	6399.58	3717.50	6764.78	8227.05
Depreciation	395.46	630.24	604.98	601.53	748.27	812.70	998.01	1033.49	2380.63	2522.78
EBIT	3663.88	4668.98	4499.15	4057.70	4659.97	5904.49	5401.57	2684.01	4384.15	5704.27
Profit before Tax	2096.56	2953.65	3192.93	2667.25	2703.91	2851.18	2910.24	298.03	2056.59	2034.67
Tax Expenses	646.96	839.46	920.88	808.95	842.61	954.74	435.87	28.37	546.00	592.96
Net Profit After Tax and before Share of Profit / (Loss) Of Associates	1451.83	2099.93	2279.26	1858.30	1861.30	1896.44	2474.37	269.66	1510.59	1441.71
Non Controlling Interest	(1.45)	14.26	(7.22)	(5.68)	(3.43)	(0.01)	(1.59)	(3.01)	(3.41)	(3.51)
Share in Profit	0.78	0.44	192.22	(58.54)	(118.07)	80.35	(348.68)	(887.33)	(3167.02)	4815.92
Net Profit after Share of Profit and Loss Of Associates	1451.83	2100.37	2471.48	1799.76	1743.23	1976.79	2125.69	(617.37)	(1656.43)	6257.63
Equity Dividend (%)	10.00	10.00	12.00	12.00	12.00	12.00	-	-	-	-
EPS (Basic) Rs.	13.12	18.83	21.69	15.33	14.42	16.25	17.67	(4.83)	(13.36)	50.98
EPS(Diluted) Rs.	13.06	18.50	21.48	14.98	14.28	16.14	17.61	(4.82)	(13.34)	50.91

INDEPENDENT AUDITOR'S REPORT

The Members of

Bhartiya International Limited

Report on the Standalone Financial Statements

Opinion

We have audited the accompanying standalone financial statements of M/s **Bhartiya International Limited** ('the Company'), which comprise the Balance Sheet as at March 31, 2023, the Statement of Profit and Loss (including other Comprehensive Income), the Cash Flow Statement and Statement of Changes in Equity for the year then ended, and notes to the standalone financial statements, including a summary of significant accounting policies and other explanatory information (hereinafter referred to as "the standalone financial statements").

In our opinion and to the best of our information and according to the explanations given to us, the aforesaid standalone financial statements give the information required by the Companies Act, 2013 ("the Act") in the manner so required and give a true and fair view in conformity with the Indian Accounting Standards prescribed under section 133 of the Act read with the Companies (Indian Accounting Standards) Rules, 2015, as amended, ("Ind AS") and other accounting principles generally accepted in India, of the state of affairs of the Company as at March 31, 2023, its profit, other comprehensive income, changes in equity and its cash flows for the year ended on that date.

Basis for Opinion

We conducted our audit in accordance with the Standards on Auditing ("SAs") specified under Section 143(10) of the Act. Our responsibilities under those Standards are further described in the 'Auditor's Responsibility for the Audit of the Financial Statements' section of our report. We are independent of the Company in accordance with the Code of Ethics issued by the Institute of Chartered Accountants of India ("ICAI") together with the ethical requirements that are relevant to our audit of the financial statements under the provisions of the Act and the Rules made thereunder, and we have fulfilled our other ethical responsibilities in accordance with these requirements and the ICAI's Code of Ethics. We believe that the audit evidence obtained by us is sufficient and appropriate to provide a basis for our audit opinion on the standalone financial statements.

Key Audit Matter

Key audit matters are those matters that, in our professional judgment were of most significance in our audit of the standalone financial statements of the current period. These matters were addressed in the context of our audit of the standalone financial statements as a whole, and in forming our opinion thereon, and we do not provide a separate opinion on these matters. We have determined the matters described below to be the key audit matters to be communicated in our report.

Key Audit Matters	Auditor's Response
<p>Revenue Recognition:</p> <p>Revenue from the sale of good (hereinafter referred to as "Revenue" is recognized when Company performs its obligation to its customers and the amount of revenue can be measured reliably and recovery of the consideration is probable. The timing of such revenue recognition in case of sale of goods is when the control over the same is transferred to the customer.</p> <p>The timing of revenue recognition is relevant to the reported performance of the company. The management considers revenue as a key measure for evaluation of performance. There is a risk of revenue being recorded before control is transferred.</p> <p>Refer Note 3.11 to the Standalone Financial Statements.</p>	<p>Principal audit procedures performed:</p> <ul style="list-style-type: none"> • Assessed the Company's revenue recognition accounting policies in line with the Ind AS 115 ("Revenue from Contracts with Customers") and tested thereof. • Evaluated the integrity of the general information and technology control environment and testing the operating effectiveness of key IT application controls over revenue recognition. • Evaluated the design, implementation and operating effectiveness of Company's control in respect of revenue recognition. • Tested the effectiveness of such controls over revenue cut off at the year-end • On a sample basis, tested supporting documentation for sales transactions recorded during the year which included sales invoices, customer contracts and shipping documents. • Performed an increased level of substantive testing in respect of sales transactions recorded during the period closer to the year end and subsequent to the year end. • Assessed disclosure in financial statements in respect of revenue, as specified in Ind AS 115.

Information Other than the Financial Statement and Auditor’s Report Thereon

The Company’s Board of Directors is responsible for the preparation of the other information. The other information comprises the information included in the Management Discussion and Analysis, Board’s Report including Annexures to Board’s Report, but does not include the standalone financial statements and our auditor’s report there on.

Our opinion on the standalone financial statement does not cover the other information and we do not express any form of assurance conclusion thereon.

In connection with our audit of the standalone financial statement our responsibility is to read the other information and, in doing so, consider whether the other information is materially inconsistent with the financial statement or our knowledge obtained during the course of our audit or otherwise appears to be materially misstated. If, based on the work we have performed, we conclude that there is a material misstatement of this other information, we are required to report that fact. We have nothing to report in this regard.

Management’s and Board of Director’s Responsibility for the Standalone Financial Statements

The Company’s Management and Board of Directors are responsible for the matters stated in Section 134(5) of the Companies Act, 2013 (“the Act”) with respect to the preparation and presentation of these standalone financial statements that give a true and fair view of the financial position, financial performance including other comprehensive income, statement of changes in equity and cash flows of the Company in accordance with the accounting principles generally accepted in India, including the Indian Accounting Standards (“Ind As”) specified under Section 133 of the Act. This responsibility also includes maintenance of adequate accounting records in accordance with the provisions of the Act for safeguarding the assets of the Company and for preventing and detecting frauds and other irregularities; selection and application of appropriate accounting policies; making judgments and estimates that are reasonable and prudent; and design, implementation and maintenance of adequate internal financial controls, that were operating effectively for ensuring the accuracy and completeness of the accounting records, relevant to the preparation and presentation of the standalone financial statements that give a true and fair view and are free from material misstatement, whether due to fraud or error.

In preparing the standalone financial statements, management is responsible for assessing the Company’s ability to continue as a going concern, disclosing, as applicable, matters related to going concern and using the going concern basis of accounting unless management either intends to liquidate the Company or to cease operations, or has no realistic alternative but to do so.

The Board of Directors are also responsible for overseeing the Company’s financial reporting process.

Auditor’s Responsibility for the Audit of Standalone Financial Statements

Our objectives are to obtain reasonable assurance about whether the financial statement as a whole are free from material misstatement, whether due to fraud or error, and to issue an auditor’s report that includes our opinion. Reasonable assurance is a high level of assurance but is not a guarantee that an audit conducted in accordance with SAs will always detect a material misstatement when it exists. Misstatements can arise from fraud or error and are considered material if, individually or in the aggregate, they could reasonably be expected to influence the economic decisions of users taken on the basis of these standalone financial statements.

As part of an audit in accordance with SAs, we exercise professional judgment and maintain professional skepticism throughout the audit. We also:

- Identify and assess the risks of material misstatement of the standalone financial statement, whether due to fraud or error, design and perform audit procedures responsive to those risks, and obtain audit evidence that is sufficient and appropriate to provide a basis for our opinion. The risk of not detecting a material misstatement resulting from fraud is higher than for one resulting from error, as fraud may involve collusion, forgery, intentional omissions, misrepresentations, or the override of internal control.
- Obtain an understanding of internal control relevant to the audit in order to design audit procedures that are appropriate in the circumstances. Under section 143(3) (i) of the Act, we are also responsible for expressing our opinion on whether the company has adequate internal financial controls system in place and the operating effectiveness of such controls.
- Evaluate the appropriateness of accounting policies used and the reasonableness of accounting estimates and related disclosures made by management.
- Conclude on the appropriateness of management’s use of the going concern basis of accounting and, based on the audit evidence obtained, whether a material uncertainty exists related to events or conditions that may cast significant doubt on the Company’s ability to continue as a going concern. If we conclude that a material uncertainty exists, we are required to draw attention in our auditor’s report to the related disclosures in the standalone financial statement or, if such disclosures

are inadequate, to modify our opinion. Our conclusions are based on the audit evidence obtained up to the date of our auditor's report. However, future events or conditions may cause the Company to cease to continue as a going concern.

- Evaluate the overall presentation, structure and content of the standalone financial statement, including the disclosures, and whether the standalone financial statements represent the underlying transactions and events in a manner that achieves fair presentation.

Materiality is the magnitude of misstatements in the standalone financial statement that, individually or in aggregate, makes it probable that the economic decisions of a reasonably knowledgeable user of the standalone financial statement may be influenced. We consider quantitative materiality and qualitative factors in (i) planning the scope of our audit work and in evaluating the results of our work; and (ii) to evaluate the effect of any identified misstatements in the standalone financial statement.

We communicate with those charged with governance regarding, among other matters, the planned scope and timing of the audit and significant audit findings, including any significant deficiencies in the internal control that we identify during our audit.

We also provide those charged with governance with a statement that we have complied with relevant ethical requirements regarding independence and to communicate with them all relationships and other matters that may reasonably be thought to bear on our independence, and where applicable, related safeguards.

From the matters communicated with those charged with governance, we determine those matters that were of most significance in the audit of the standalone financial statement of the current period and are therefore the key audit matters. We describe these matters in our auditor's report unless law or regulation precludes public disclosure about the matter or when, in extremely rare circumstances, we determine that a matter should not be communicated in our report because the adverse consequences of doing so would reasonably be expected to outweigh the public interest benefits of such communication.

Report on Other Legal and Regulatory Requirements

1. As required by the Companies (Auditor's Report) Order, 2020 ("the Order") issued by the Central Government of India in terms of sub-section (11) of section 143 of the Act, we give in the Annexure A, a statement on the matters specified in the paragraph 3 and 4 of the order.
2. As required by Section 143 (3) of the Act, we report that:
 - (a) We have sought and obtained all the information and explanations which to the best of our knowledge and belief were necessary for the purposes of our audit.
 - (b) In our opinion proper books of account as required by law have been kept by the Company so far as it appears from our examination of those books.
 - (c) The Standalone Financial Statements dealt with by this report are in agreement with the books of account.
 - (d) In our opinion, the aforesaid Standalone Financial Statements comply with the Ind AS specified under Section 133 of the Act.
 - (e) On the basis of the written representations received from the directors as on 31st March 2023 taken on record by the Board of Directors, none of the directors is disqualified as on 31st March 2023 from being appointed as a director in terms of Section 164 (2) of the Act.
 - (f) With respect to the adequacy of the internal financial controls over financial reporting of the Company with reference to these Standalone Financial Statements and the operating effectiveness of such controls, refer to our separate report in "Annexure B" to this report.
 - (g) With respect to the other matters to be included in the Auditor's Report in accordance with the requirements of section 197(16) of the Act, as amended, in our opinion and to the best of our information and according to the explanations given to us, the remuneration paid/ provided by the Company to its directors during the year is in accordance with the provisions of section 197 of the Act.
 - (h) With respect to the other matters to be included in the Auditor's Report in accordance with Rule 11 of the Companies (Audit and Auditors) Rules, 2014, as amended in our opinion and to the best of our information and according to the explanations given to us:
 - i) The Company has disclosed the impact of pending litigations on its financial position in its standalone financial statements (Refer Note 39 & to standalone financial statements.)

- ii) The company has made provision as required under the applicable law or Ind AS, for material foreseeable losses, if any, on long term contracts including derivatives contracts.
- iii) There has been no delay in transferring amounts, required to be transferred, to the Investor Education and Protection Fund by the Company.
- iv) (a) The Management has represented that, to the best of its knowledge and belief, no funds (which are material either individually or in the aggregate) have been advanced or loaned or invested (either from borrowed funds or share premium or any other sources or kind of funds) by the Company to or in any other person or entity, including foreign entity ("Intermediaries"), with the understanding, whether recorded in writing or otherwise, that the Intermediary shall, whether, directly or indirectly lend or invest in other persons or entities identified in any manner whatsoever by or on behalf of the Company ("Ultimate Beneficiaries") or provide any guarantee, security or the like on behalf of the Ultimate Beneficiaries;
- (b) The Management has represented that, to the best of its knowledge and belief no funds have been received by the Company from any persons or entities, including foreign entities ("Funding Parties"), with the understanding, whether recorded in writing or otherwise, that the Company shall directly or indirectly, lend or invest in other persons or entities identified in any manner whatsoever ("Ultimate Beneficiaries") by or on behalf of the Funding Parties or provide any guarantee, security or the like on behalf of the Ultimate Beneficiaries.
- (c) Based on the audit procedures performed that have been considered reasonable and appropriate in the circumstances, nothing has come to our notice that has caused us to believe that the representations under sub-clause (i) and (ii) of Rule 11(e) contain any material mis-statement.
- v) No dividend has been declared or paid during the year by the Company.
- vi) As proviso to rule 3(1) of the Companies (Accounts) Rules, 2014 is applicable for the Company only with effect from 1st April 2023, reporting under Rule 11(g) of the Companies (Audit and Auditors) Rules, 2014 is not applicable.

for Sushil Poddar & Co.

Chartered Accountants

Firm's Registration No. 014969N

S.K. Poddar

Partner

Mem. No. 094479

UDIN: 23094479BGUZCZ2268

Gurugram, 30th May, 2023

ANNEXURE - A TO THE INDEPENDENT AUDITORS' REPORT

The Annexure referred to in Independent Auditors' Report to the members of the Company on the standalone financial statements for the year ended 31st March 2023, we report that:

- I (a) (A) The Company has maintained proper records showing full particulars, including quantitative details and situation of Property, Plant and Equipment and relevant details of right-of-use assets.
- (B) The Company has maintained proper records showing full particulars of intangible assets.
- (b) The fixed assets are physically verified by the Management according to a phased program designed to cover all the items over a period of three years which, in our opinion, is reasonable having regard to the size of the Company and the nature of its assets. Pursuant to the program, a portion of the fixed assets has been physically verified by the Management during the year and no material discrepancies have been noticed on such verification. In our opinion, this periodicity of physical verification is reasonable having regard to the size of the Company and the nature of its assets.
- (c) Based upon the audit procedure performed and according to the records of the Company, the title deeds of all the immovable properties (other than self-constructed building and properties where the Company is the lessee, and the lease agreements are duly executed in favour of the lessee) are held in the name of the Company except for the following which are not held in the name of the Company:

Description of Property	Gross carrying value	Held in the name of	Whether promoter, director of their relative of employee	Period held	Reason for not being held in name of company
PPE	18,50,000	Pardeep Goyal	Yes	12.08.2000	Due to issue in Registration

- (d) According to the information and explanations given to us and on the basis of our examination of the records of the Company, the Company has not revalued its property, plant and equipment (including right of use assets) or intangible assets or both during the year.
- (e) According to the information and explanations given to us and on the basis of our examination of the records of the Company, there are no proceedings initiated or pending against the Company for holding any benami property under the Prohibition of Benami Property Transactions Act, 1988 and rules made thereunder.
- II (a) The inventory, except goods-in-transit and stocks lying with third parties, has been physically verified by the management during the year. In respect of inventory lying with third parties at the year-end, these have substantially been confirmed by them. In our opinion, the frequency of such verification is reasonable and procedures and coverage as followed by management were appropriate. No discrepancies were noticed on verification between the physical stocks and the book records that were more than 10% in the aggregate of each class of inventory.
- (b) The Company has been sanctioned working capital limits in excess of Rs. 5 crores, in aggregate, from banks on the basis of security of current assets during the year. According to the information and explanations given to us, the quarterly returns or statements filed by the Company with such banks are in agreement with the books of accounts of the Company.
- III According to the information and explanations given to us and on the basis of our examination of the records of the Company, the Company has not made any investments in or granted any loans or advances in the nature of loans, secured or unsecured to companies, firms, limited liability partnerships or any other parties during the year. The Company has provided guarantees during the year to companies and other parties, details of which are stated below. The Company has not provided guarantees during the year to firms or limited liability partnerships.
- (a) Based on the audit procedures carried on by us and as per the information and explanations given to us, the Company has provided guarantee to any other entity as below:

<u>Particulars</u>	<u>Guarantee amounts</u>
Aggregate amount of guarantee provided during the year	
- Subsidiaries	Rs. 60.78 Crore
Balance outstanding as at balance sheet date – 31 March 2023	
- Subsidiaries	Rs. 60.78 Crore

- (b) According to the information and explanations given to us and based on the audit procedures conducted by us, in our opinion the guarantees provided during the year are, prima facie, not prejudicial to the interest of the Company.
- (c) The Company has not granted any loans or advances in the nature of loan secured or unsecured. Hence, reporting under clause 3(iii)(c), 3(iii)(d), and 3(iii)(e), of the Order is not applicable.
- IV According to the information and explanations given to us and on the basis of our examination of the records of the Company, the Company has complied with the provisions of Sections 185 and 186 of the Companies Act, 2013 in respect of loans granted, investments made and guarantees and securities provided, as applicable.
- V The Company has not accepted any deposit or amounts which are deemed to be deposits. Hence, reporting under clause 3(v) of the Order is not applicable.
- VI According to the information and explanations given to us, the Central Government has not prescribed the maintenance of cost records under Section 148(1) of the Act for the business activities carried out by the company. Accordingly, clause 3(vi) of the Order is not applicable.
- VII In respect of statutory dues:

- (a) In our opinion, the Company has generally been regular in depositing undisputed statutory dues, including Goods and Services tax, Provident Fund, Employees' State Insurance, Income Tax, Sales Tax, Service Tax, duty of Custom, duty of Excise, Value Added Tax, Cess and other material statutory dues applicable to it with the appropriate authorities.

There were no undisputed amounts payable in respect of Goods and Service tax, Provident Fund, Employees' State Insurance, Income Tax, Sales Tax, Service Tax, duty of Custom, duty of Excise, Value Added Tax, Cess and other material statutory dues in arrears as at March 31, 2023 for a period of more than six months from the date they became payable.

- (b) Details of statutory dues referred to in sub-clause (a) above which have not been deposited as on March 31, 2023 on account of disputes are given below:

Nature of the statute	Nature of dues	Forum where Dispute is Pending	Period to which the Amount Relates	Amount in Rs.
Goods and Service Tax Act, 2017	Goods and Service Tax	Appellate Authority upto Commissioner level	F.Y. 2017-18, 2018-19, 2019-20 & 2020-21	81,07,470/-
KVAT Act	Karnataka VAT	Karnataka Appellate Tribunal	F.Y. 2009-2010 & 2010-2011	56,59,787/-
TVAT Act	Tamilnadu VAT	Assessing Authority	F.Y. 2014-15	8,13,934/-
Income Tax Act, 1961	Income Tax	Commissioner of Income Tax, Appeals	F.Y. 2019-2020	50,74,770/-
Income Tax Act, 1961	Income Tax	Income Tax Appellate Tribunal	F.Y. 2017-18 & 2018-19	34,34,29,495/-

- VIII There were no transactions relating to previously unrecorded income that have been surrendered or disclosed as income during the year in the tax assessments under the IncomeTaxAct, 1961 (43 of 1961).

IX

- (a) According to the information and explanations given to us and on the basis of our examination of the records of the Company, the Company has not defaulted in the repayment of loans or borrowings or in the payment of interest thereon to any lender.
- (b) According to the information and explanations given to us and on the basis of our examination of the records of the Company, the Company has not been declared a wilful defaulter by any bank or financial institution or government or government authority.
- (c) In our opinion and according to the information and explanations given to us by the management, term loans were applied for the purpose for which the loans were obtained.

- (d) According to the information and explanations given to us and on an overall examination of the balance sheet of the Company, we report that no funds raised on short-term basis have been used for long-term purposes by the Company.
- (e) According to the information and explanations given to us and on an overall examination of the standalone financial statements of the Company, we report that the Company has not taken any funds from any entity or person on account of or to meet the obligations of its subsidiaries or associates, as defined in the Act. The Company does not hold any investment in any joint venture (as defined in the Act) during the year ended 31 March 2023.
- (f) According to the information and explanations given to us and procedures performed by us, we report that the Company has not raised loans during the year on the pledge of securities held in its subsidiaries or associates (as defined under the Act).
- X a) The Company has not raised money by way of initial public offer or further public offer (including debt instruments) during the year and hence reporting under clause 3(x)(a) of the Order is not applicable.
- b) During the year, the Company has not made any preferential allotment or private placement of shares or convertible debentures (fully or partly or optionally).
- XI a) No fraud by the Company and no material fraud on the Company has been noticed or reported during the year.
- b) No report under sub-section (12) of section 143 of the Companies Act has been filed in Form ADT-4 as prescribed under rule 13 of Companies (Audit and Auditors) Rules, 2014 with the Central Government, during the year and upto the date of this report.
- c) As represented to us by the management, there are no whistle blower complaints received by the company during the year.
- XII The Company is not a Nidhi Company and hence reporting under clause (xii) of the Order is not applicable
- XIII In our opinion, the Company is in compliance with Section 177 and 188 of the Companies Act, 2013 with respect to applicable transactions with the related parties and the details of related party transactions have been disclosed in the standalone financial statements as required by the applicable accounting standards.
- XIV (a) In our opinion the Company has an adequate internal audit system commensurate with the size and the nature of its business.
- b) We have considered, the internal audit reports for the year under audit, in determining the nature, timing and extent of our audit procedures.
- XV In our opinion during the year the Company has not entered into any non-cash transactions with its Directors or persons connected with its directors and hence provisions of section 192 of the Companies Act, 2013 are not applicable to the Company.
- XVI (a) The Company is not required to be registered under Section 45-IA of the Reserve Bank of India Act, 1934. Accordingly, clauses 3(xvi)(a) and 3(xvi)(b) of the Order are not applicable.
- (c) The Company is not a Core Investment Company (CIC) as defined in the regulations made by the Reserve Bank of India. Accordingly, clause 3(xvi)(c) of the Order is not applicable.
- (d) According to the information and explanations provided to us during the course of audit, the Group does not have any CICs
- XVII The Company has not incurred cash losses in the current and in the immediately preceding financial year.
- XVIII There has been no resignation of the statutory auditors of the Company during the year. Accordingly, clause 3(xviii) of the Order is not applicable.
- XIX According to the information and explanations given to us and on the basis of the financial ratios, ageing and expected dates of realisation of financial assets and payment of financial liabilities, other information accompanying the standalone financial statements, our knowledge of the Board of Directors and management plans and based on our examination of the evidence supporting the assumptions, nothing has come to our attention, which causes us to believe that any material uncertainty exists as on the date of the audit report that the Company is not capable of meeting its liabilities existing

at the date of balance sheet as and when they fall due within a period of one year from the balance sheet date. We, however, state that this is not an assurance as to the future viability of the Company. We further state that our reporting is based on the facts up to the date of the audit report and we neither give any guarantee nor any assurance that all liabilities falling due within a period of one year from the balance sheet date, will get discharged by the Company as and when they fall due.

XX In our opinion and according to the information and explanations given to us, there is no unspent amount under sub-section (5) of Section 135 of the Act pursuant to any project. Accordingly, clause 3(xx)(a) and 3(xx)(b) of the Order are not applicable.

for Sushil Poddar & Co.

Chartered Accountants
Firm's Registration No. 014969N

S.K. Poddar

Partner
Mem. No. 094479
UDIN: 23094479BGUZCZ2268

Gurugram, 30th May, 2023

ANNEXURE - B TO THE AUDITORS' REPORT

Report on the Internal Financial Controls under Clause (i) of Sub-section 3 of Section 143 of the Companies Act, 2013 ("the Act")

We have audited the internal financial controls over financial reporting of "**Bhartiya International Limited**" ("the Company") as of 31st March 2023 in conjunction with our audit of the standalone financial statements of the Company for the year ended on that date.

Management's Responsibility for Internal Financial Controls

The Company's management is responsible for establishing and maintaining internal financial controls based on the internal control over financial reporting criteria established by the Company considering the essential components of internal control stated in the Guidance Note on Audit of Internal Financial Controls over Financial Reporting issued by the Institute of Chartered Accountants of India ('ICAI'). These responsibilities include the design, implementation and maintenance of adequate internal financial controls that were operating effectively for ensuring the orderly and efficient conduct of its business, including adherence to company's policies, the safeguarding of its assets, the prevention and detection of frauds and errors, the accuracy and completeness of the accounting records, and the timely preparation of reliable financial information, as required under the Companies Act, 2013.

Auditors' Responsibility

Our responsibility is to express an opinion on the Company's internal financial controls over financial reporting based on our audit. We conducted our audit in accordance with the Guidance Note on Audit of Internal Financial Controls over Financial Reporting (the "Guidance Note") and the Standards on Auditing, issued by ICAI and deemed to be prescribed under section 143(10) of the Companies Act, 2013, to the extent applicable to an audit of internal financial controls, both applicable to an audit of Internal Financial Controls and both issued by the Institute of Chartered Accountants of India. Those Standards and the Guidance Note require that we comply with ethical requirements and plan and perform the audit to obtain reasonable assurance about whether adequate internal financial controls over financial reporting was established and maintained and if such controls operated effectively in all material respects.

Our audit involves performing procedures to obtain audit evidence about the adequacy of the internal financial controls system over financial reporting and their operating effectiveness. Our audit of internal financial controls over financial reporting included obtaining an understanding of internal financial controls over financial reporting, assessing the risk that a material weakness exists, and testing and evaluating the design and operating effectiveness of internal control based on the assessed risk. The procedures selected depend on the auditor's judgment, including the assessment of the risks of material misstatement of the financial statements, whether due to fraud or error.

We believe that the audit evidence we have obtained is sufficient and appropriate to provide a basis for our audit opinion on the Company's internal financial controls system over financial reporting.

Meaning of Internal Financial Controls over Financial Reporting

A company's internal financial control over financial reporting is a process designed to provide reasonable assurance regarding the reliability of financial reporting and the preparation of financial statements for external purposes in accordance with generally accepted accounting principles. A company's internal financial control over financial reporting includes those policies and procedures that:

- (1) Pertain to the maintenance of records that, in reasonable detail, accurately and fairly reflect the transactions and dispositions of the assets of the company;
- (2) provide reasonable assurance that transactions are recorded as necessary to permit preparation of financial statements in accordance with generally accepted accounting principles, and that receipts and expenditures of the company are being made only in accordance with authorizations of management and directors of the company; and
- (3) provide reasonable assurance regarding prevention or timely detection of unauthorised acquisition, use, or disposition of the company's assets that could have a material effect on the financial statements.

Inherent Limitations of Internal Financial Controls over Financial Reporting

Because of the inherent limitations of internal financial controls over financial reporting, including the possibility of collusion or improper management override of controls, material misstatements due to error or fraud may occur and not be detected. Also,

projections of any evaluation of the internal financial controls over financial reporting to future periods are subject to the risk that the internal financial control over financial reporting may become inadequate because of changes in conditions, or that the degree of compliance with the policies or procedures may deteriorate.

Opinion

In our opinion, the Company has, in all material respects, an adequate internal financial controls system over financial reporting and such internal financial controls over financial reporting were operating effectively as at 31 March 2023, based on the internal control over financial reporting criteria established by the Company considering the essential components of internal control stated in the Guidance Note on Audit of Internal Financial Controls Over Financial Reporting issued by the Institute of Chartered Accountants of India.

for Sushil Poddar & Co.

Chartered Accountants

Firm's Registration No. 014969N

S.K. Poddar

Partner

Mem. No. 094479

UDIN: 23094479BGUZCZ2268

Gurugram, 30th May, 2023

STANDALONE BALANCE SHEET AS AT 31ST MARCH, 2023

Rs. in Lakhs

Particulars	Note No.	As at 31st March, 2023	As at 31st March, 2022
I Assets			
1 Non - Current Assets			
(a) Property, Plant and Equipment	4	12,734.55	10,641.87
(b) Capital Work-in-Progress	4.1	-	811.52
(c) Right of Use Assets	4.3	887.42	925.23
(d) Investment Property	5	513.58	524.49
(e) Intangible Assets	6	48.05	52.90
(f) Investments in Subsidiaries & Associates	7	6,576.09	6,576.09
(g) Financial Assets			
(i) Investments	8	0.01	0.01
(ii) Other financial Assets	9	2,394.97	133.80
(h) Other Non-Current Assets	10	61.30	60.87
2 Current Assets			
(a) Inventories	11	50,529.99	44,680.49
(b) Financial Assets			
(i) Investments	12	-	-
(ii) Trade Receivables	13	8,452.38	8,387.63
(iii) Cash and Cash Equivalents	14	435.78	791.32
(iv) Bank balances Other than Cash & Cash Equivalents	15	2,385.02	4,244.50
(v) Loans	16	1,117.68	1,082.06
(vi) Others Financial Assets	17	1,703.17	3,026.81
(c) Current Tax Assets (net)		125.53	106.23
(d) Other Current Assets	18	2,231.50	2,435.42
TOTAL ASSETS		90,197.02	84,481.24
II Equity and Liabilities			
1 Equity			
(a) Equity Share Capital	19	1,220.71	1,220.71
(b) Other Equity	20	30,721.95	29,138.92
2 Liabilities			
Non - current Liabilities			
(a) Financial Liabilities			
(i) Borrowings	21	13,258.55	13,221.55
(ii) Lease Liability		394.69	421.54
(ii) Other Financial Liabilities	22	99.84	91.60
(b) Provisions	23	16.62	-
(b) Other non-Current Liabilities	24	100.56	114.02
(c) Deferred Tax Liabilities (Net)	25	796.06	835.38
3 Current Liabilities			
(a) Financial Liabilities			
(i) Borrowings	26	32,453.56	30,020.85
(ii) Lease Liability		95.16	84.11
(iii) Trade payables	27		
Total outstanding dues of micro enterprises and small enterprises		868.23	413.60
Total outstanding dues of creditors other than micro enterprises and small enterprises		8,315.69	7,939.40
(iv) Other financial liabilities	28	1,299.32	656.55
(b) Provisions	29	146.10	183.80
(c) Other Current Liabilities	30	21.27	139.21
(d) Current Tax Liabilities (Net)		388.72	-
TOTAL OF EQUITY AND LIABILITIES		90,197.02	84,481.24
Significant Accounting Policies			
The accompanying notes are an integral part of the financial statements	1 to 53		

As per our report of even date attached

For SUSHIL PODDAR & CO.Chartered Accountants
Firm Reg. No. 014969N**S.K. Poddar**Partner
Mem. No. 094479**Yogesh Kumar Gautam**

Company Secretary

Raj Kumar Chawla

Chief Financial Officer

For and on behalf of the Board**Manoj Khattar**Whole-Time Director
DIN: 00694981**Vivek Kapur**Director
DIN: 09678378

Gurugram, 30th May, 2023

STANDALONE STATEMENT OF PROFIT & LOSS FOR THE YEAR ENDED 31ST MARCH, 2023

Rs. in Lakhs

Particulars	Note No.	Year Ended 31st March, 2023	Year Ended 31st March, 2022
INCOME			
Revenue from Operations	31	66,443.38	53,085.40
Other Income	32	346.22	463.56
Total Income		<u>66,789.60</u>	<u>53,548.96</u>
EXPENSES			
Cost of material consumed	33	34,789.94	31,809.49
Purchases of Stock-in-Trade		15.58	335.02
Change in Inventories of Finished Goods & Work-in-Progress	34	1,188.86	(1,772.29)
Employee Benefits Expense	35	4,675.51	3,819.34
Finance Costs	36	3,445.43	2,272.86
Depreciation and Amortisation Expense	37	980.75	834.80
Other Expenses	38	19,509.57	14,561.00
Total Expenses		<u>64,605.64</u>	<u>51,860.22</u>
Profit / (Loss) before tax for the year		2,183.96	1,688.74
Tax Expenses	39		
i Current Tax		594.51	327.72
ii Deferred Tax		(27.81)	166.12
Profit / (Loss) for the year (A)		<u>1,617.26</u>	<u>1,194.90</u>
Other Comprehensive Income			
Items that will not be Reclassified to profit or Loss			
Remeasurements of the defined benefit plans		(45.74)	29.68
Income tax relating to above items		11.51	(7.60)
Total Other Comprehensive Income for the Year (B)		<u>(34.23)</u>	<u>22.08</u>
Total Comprehensive Income for the Year (A+B)		<u>1,583.03</u>	<u>1,216.98</u>
Earnings per equity share of Face Value			
Basic (in Rupees)		13.25	9.79
Diluted (in Rupees)		13.23	9.78
Significant Accounting Policies			
The accompanying notes are an integral part of the financial statements	1 to 53		

As per our report of even date attached

For SUSHIL PODDAR & CO.Chartered Accountants
Firm Reg. No. 014969N**S.K. Poddar**Partner
Mem. No. 094479**Yogesh Kumar Gautam**

Company Secretary

Raj Kumar Chawla

Chief Financial Officer

For and on behalf of the Board**Manoj Khattar**Whole-Time Director
DIN: 00694981**Vivek Kapur**Director
DIN: 09678378

Gurugram, 30th May, 2023

STANDALONE STATEMENT OF CHANGES IN EQUITY FOR THE YEAR ENDED 31ST MARCH, 2023

A Equity Share Capital Rs. in Lakhs

Particulars	Notes	Amount
Balance as at 31st March, 2021		1,220.24
Change in equity share capital during the year 2021-22	19.1	0.47
Balance as at 31st March, 2022		1,220.71
Change in equity share capital during the year 2022-23	19.1	-
Balance as at 31st March, 2023		1,220.71

B Other Equity (Refer Note 20)

Particulars	Application Money Pending for allotment	Employee Stock Options Outstanding	Reserves and Surplus					Total
			Preferential Share Warrant Forfeited	Securities Premium	General Reserve	Retained Earnings	Other Comprehensive Income (defined benefit plan)	
Balance as at 31st March, 2021	0.37	109.98	925.75	7,836.81	3,517.36	15,493.30	36.83	27,920.40
Profit for the year	-	-	-	-	-	1,194.90	-	1,194.90
Other Comprehensive Income for the year	-	-	-	-	-	-	22.08	22.08
Transfer to Security premium on issue of share	-	(20.53)	-	22.44	-	-	-	1.91
Transfer from ESOP	(0.37)	-	-	-	-	-	-	(0.37)
Balance as at 31st March, 2022	-	89.45	925.75	7,859.25	3,517.36	16,688.20	58.91	29,138.92
Profit for the year	-	-	-	-	-	1,617.26	-	1,617.26
Other comprehensive income for the year	-	-	-	-	-	-	(34.23)	(34.23)
Balance as at 31st March, 2023	-	89.45	925.75	7,859.25	3,517.36	18,305.46	24.68	30,721.95

As per our report of even date attached

For SUSHIL PODDAR & CO.

Chartered Accountants
Firm Reg. No. 014969N

S.K. Poddar

Partner
Mem. No. 094479

Yogesh Kumar Gautam

Company Secretary

Raj Kumar Chawla

Chief Financial Officer

For and on behalf of the Board

Manoj Khattar

Whole-Time Director
DIN: 00694981

Vivek Kapur

Director
DIN: 09678378

Gurugram, 30th May, 2023

STANDALONE STATEMENT OF CASH FLOW FOR THE YEAR ENDED 31ST MARCH, 2023

Rs. in Lakhs

Particulars	Year Ended 31st March, 2023	Year Ended 31st March, 2022
A. CASH FLOWS FROM OPERATING ACTIVITIES		
Profit / (Loss) before tax as per statement of Profit and loss	2,183.96	1,688.74
Adjustment for :		
Finance Cost	3,445.43	2,272.86
Depreciation and amortisation Expenses	980.75	834.80
Loss/(Profit) on sale of Property, Plant & Equipment (net)	(2.34)	7.44
Rental Income	(246.96)	(291.09)
Dividend Income	-	-
Interest Income	-	(0.02)
Government Grant Income	(4.44)	(4.44)
Operating profit/(loss) before Working Capital Changes	6,356.40	4,508.29
Movements in Working Capital:		
Increase/ (decrease) in trade payables	830.93	3,229.04
Increase/ (decrease) in other financial liabilities	616.75	(0.70)
Increase/ (decrease) in other liabilities	(117.94)	14.10
Increase/ (decrease) in provisions	(35.94)	62.02
Decrease/ (increase) in inventories	(5,849.50)	(4,367.30)
Decrease/ (increase) trade receivables	(64.75)	(613.59)
Decrease/ (increase) in loan	(35.61)	67.06
Decrease/ (increase) in other current financial assets	1,323.63	(140.97)
Decrease/ (increase) in other current assets	203.92	556.91
Decrease/ (increase) in other non-current assets	(16.34)	0.02
Decrease/ (increase) in other non-current financial assets	(86.25)	(20.27)
Cash (used in) / Generated from Operations	3,125.30	3,294.61
Income tax paid (Net)	(225.09)	(341.91)
Net Cash (used in)/ Generated from Operating Activities - (A)	2,900.21	2,952.70
B. CASH FLOWS FROM INVESTING ACTIVITIES		
Purchase of Property, Plant & Equipment	(2,109.76)	(2,707.34)
Capital advance/Capital creditors (net)	41.91	(21.33)
Proceeds from sale of Property, Plant & Equipment	4.89	29.10
Security deposit	(0.78)	-
Rental Income	246.96	291.09
Interest income	-	0.02
Fixed Deposit with bank	(346.32)	(2,063.09)
Net Cash from/ (used in) Investing Activities - (B)	(2,163.10)	(4,471.55)

STANDALONE STATEMENT OF CASH FLOW FOR THE YEAR ENDED 31ST MARCH, 2023

Rs. in Lakhs

Particulars	Year Ended 31st March, 2023	Year Ended 31st March, 2022
C. CASH FLOWS FROM FINANCING ACTIVITIES		
Proceeds from long-term borrowings (net)	606.93	5,333.47
Proceeds from short-term borrowings (net)	1,862.78	(1,159.48)
Payment of Lease Liability	(163.68)	(113.67)
Share Application money received	-	-
Share Capital including securities premium	-	2.01
Interest and processing fees paid (net)	(3,398.69)	(2,241.97)
Net cash from/ (used in) Financing Activities - (C)	<u>(1,092.66)</u>	<u>1,820.36</u>
Net increase / (decrease) in cash and cash equivalents - (A+B+C)	(355.55)	301.51
Cash and cash equivalents as at beginning of the year	791.33	489.81
Cash and Cash Equivalents as at the end of the year	<u>435.78</u>	<u>791.32</u>
Components of Cash and Cash Equivalents:		
Cash on hand	20.34	11.59
Balances with scheduled banks:		
In current accounts	415.44	779.73
In term deposit (Less than three month)	-	-
Cash and Cash Equivalents in Cash Flow Statement	<u>435.78</u>	<u>791.32</u>

Note: The above Standalone Statement of cash flows has been prepared under the 'Indirect method' as set out in Ind As-7, Statement of cash flows.

As per our report of even date attached

For SUSHIL PODDAR & CO.

Chartered Accountants
Firm Reg. No. 014969N

S.K. Poddar

Partner

Mem. No. 094479

Gurugram, 30th May, 2023

Yogesh Kumar Gautam

Company Secretary

Raj Kumar Chawla

Chief Financial Officer

For and on behalf of the Board

Manoj Khattar

Whole-Time Director

DIN: 00694981

Vivek Kapur

Director

DIN: 09678378

NOTES TO THE STANDALONE FINANCIAL STATEMENTS

1 CORPORATE INFORMATION

Bhartiya International Limited ('the Company') is a public limited company with domiciled in India and incorporated under the provisions of the Companies Act applicable in India. Its shares are listed on leading stock exchange in India. The Company has its registered office at Chennai and its corporate office at Gurugram, Haryana. The Company is in the business of manufacturing and trading of leather products & textile products.

2 BASIS OF PREPARATION

These financial statements have been prepared in accordance with the Indian Accounting Standards (hereinafter referred to as the 'Ind AS') as notified by Ministry of Corporate Affairs pursuant to Section 133 of the Companies Act, 2013 ('Act') read with of the Companies (Indian Accounting Standards) Rules,2015.

The financial statements have been prepared on the historical cost basis except the certain financial instruments that are measured at fair values at the end of each reporting period, as explained in the accounting policies.

Based on the nature of products/activities and the time between acquisition of assets and their realisation in cash and cash equivalents, the Company has ascertained its operating cycle as 12 months for the purpose of current or non-current classification of assets and liabilities.

3 SIGNIFICANT ACCOUNTING POLICIES

3.1 Property, Plant and Equipment

Freehold land is carried at cost. All other items of property, plant and equipment and Capital work in progress (including Pre-operative expenses) are measured at cost less accumulated depreciation and impairment losses, if any. Cost includes expenditures directly attributable to the acquisition of the asset. General and specific borrowing costs directly attributable to the construction of a qualifying asset are capitalized as part of the cost.

Depreciation is charged on a pro-rata basis at the straight-line method over estimated economic useful lives of its property, plant and equipment generally in accordance with that provided in the Schedule II.

Assets acquired under finance lease and leasehold improvements are amortized over the shorter of estimated useful life of the asset or the related lease term.

3.2 Investment Properties

Property that is held for long-term rental yields or for capital appreciation or both, and that is not occupied by the Company, is classified as investment property. Investment property is measured at its cost, including related transaction costs and applicable borrowing costs less depreciation and impairment if any.

Depreciation is charged on a pro-rata basis at the straight-line method over estimated economic useful lives of building generally in accordance with that provided in the Schedule II of the Companies Act .

3.3 Intangible Assets

Computer Software

Computer software are stated at cost, less accumulated amortisation and impairments, if any.

Amortisation Method and Useful Life

The Company amortizes computer software using the straight-line method over the period of 3 years.

3.4 Lease

Effective from 1st April, 2019, the Company adopted Ind AS 116 – Leases and applied the standard to all lease contracts existing as on 1st April, 2019 using the modified retrospective method on the date of initial application i.e. 1st April, 2019.

At inception of a contract, the Company assesses whether a contract is, or contains, a lease. A contract is, or contains, a lease if the contract conveys the right to control the use of an identified asset for a period of time in exchange for consideration.

Company as a Lessee

The Company applies a single recognition and measurement approach for all leases, except for short-term leases and leases of low value assets. The Company recognises lease liabilities to make lease payments and right-of-use assets representing the right to use the underlying assets.

NOTES TO THE STANDALONE FINANCIAL STATEMENTS (CONTD.)

(i) Right-of-use Assets (ROU Assets)

The Company recognises right-of-use assets at the commencement date of the lease (i.e., the date the underlying asset is available for use). Right-of-use assets are measured at cost, less any accumulated depreciation and impairment losses, and adjusted for any remeasurement of lease liabilities. The cost of right-of-use assets includes the amount of lease liabilities recognised, initial direct costs incurred, and lease payments made at or before the commencement date less any lease incentives received. Right-of-use assets are depreciated on a straight-line basis over the shorter of the lease term and the estimated useful lives of the assets.

If ownership of the leased asset transfers to the Company at the end of the lease term or the cost reflects the exercise of a purchase option, depreciation is calculated using the estimated useful life of the asset. The right-of-use assets are also subject to impairment.

(ii) Lease Liabilities

At the commencement date of the lease, the Company recognises lease liabilities measured at the present value of lease payments to be made over the lease term. The lease payments include fixed payments (including in substance fixed payments) less any lease incentives receivable, variable lease payments that depend on an index or a rate, and amounts expected to be paid under residual value guarantees. The lease payments also include the exercise price of a purchase option reasonably certain to be exercised by the Company and payments of penalties for terminating the lease, if the lease term reflects the Company exercising the option to terminate. Variable lease payments that do not depend on an index or a rate are recognised as expenses (unless they are incurred to produce inventories) in the period in which the event or condition that triggers the payment occurs. In calculating the present value of lease payments, the Company uses its incremental borrowing rate at the lease commencement date because the interest rate implicit in the lease is not readily determinable. After the commencement date, the amount of lease liabilities is increased to reflect the accretion of interest and reduced for the lease payments made. In addition, the carrying amount of lease liabilities is remeasured if there is a modification, a change in the lease term, a change in the lease payments (e.g., changes to future payments resulting from a change in an index or rate used to determine such lease payments) or a change in the assessment of an option to purchase the underlying asset. Lease liability and ROU assets have been separately presented in the Balance Sheet and lease payments have been classified as financing cash flows.

(iii) Short-Term Leases and Leases of Low-Value Assets

The Company applies the short-term lease recognition exemption to its short-term leases of machinery and equipment (i.e., those leases that have a lease term of 12 months or less from the commencement date and do not contain a purchase option). It also applies the lease of low-value assets recognition exemption to leases of office equipment that are considered to be low value. Lease payments on short-term leases and leases of low-value assets are recognised as expense on a straight-line basis over the lease term.

Company as a Lessor

Leases in which the Company does not transfer substantially all the risks and rewards incidental to ownership of an asset are classified as operating leases. Rental income arising is accounted for on a straight-line basis over the lease terms. Initial direct costs incurred in negotiating and arranging an operating lease are added to the carrying amount of the leased asset and recognised over the lease term on the same basis as rental income. Contingent rents are recognised as revenue in the period in which they are earned.

3.5 Investment In Subsidiaries And Associates

Investments in subsidiaries and associates are carried at cost less accumulated impairment losses, if any. Where an indication of impairment exists permanently, the carrying amount of the investment is assessed and written down immediately to its recoverable amount. On disposal of investments in subsidiaries and associates, the difference between net disposal proceeds and the carrying amounts are recognized in the Statement of Profit and Loss.

3.6 Inventories

Raw materials and consumables have been valued at cost after providing for obsolescence. Cost comprise of cost of purchase and other cost incurred in bringing the inventories to their present location and condition. Cost is determined on FIFO basis. Finished goods are value at cost or net realisable value whichever is lower. Cost of finished goods and work-in-progress include all costs of purchases, conversion costs and other costs incurred in bringing the inventories to their present location and condition. The net realisable value is the estimated selling price in the ordinary course of business less the estimated costs of completion and estimated costs necessary to make the sale.

NOTES TO THE STANDALONE FINANCIAL STATEMENTS (CONTD.)

3.7 Cash & Cash Equivalents

The Company's cash and cash equivalents consist of cash on hand and in banks and demand deposits with banks, which can be withdrawn at any time, without prior notice or penalty on the principal.

For the purposes of the cash flow statement, cash and cash equivalents include cash on hand, in banks and demand deposits with banks, net of outstanding bank overdrafts that are repayable on demand and are considered part of the Company's cash management system. In the balance sheet, bank overdrafts are presented under other current liabilities.

3.8 Employee Benefits

Defined Contribution Plan

Retirement benefit in the form of provident fund is a defined contribution scheme. The Company has no obligation, other than the contribution payable to the provident fund. The Company recognizes contribution payable to the provident fund scheme as expenditure, when an employee renders the related service.

Defined Benefit Plan

Gratuity is a defined benefit obligation. The Company accounts for the gratuity liability, based upon the actuarial valuation performed in accordance with the Projected Unit Credit method carried out at the year end, by an independent actuary.

Re-measurement, comprising actuarial gains and losses and the return on plan assets (excluding net interest), is reflected immediately in the balance sheet with a charge or credit recognised in other comprehensive income in the period in which they occur. Re-measurement recognised in other comprehensive income is reflected immediately in retained earnings and is not reclassified to profit or loss.

3.9 Financial Instruments

A financial instrument is any contract that gives rise to a financial asset of one entity and a financial liability or equity instrument of another entity.

Financial Assets

Financial Assets are recognised when the Company becomes a party to the contractual provisions of the instrument.

On initial recognition, a financial asset is recognised at fair value, in case of financial assets which are recognised at fair value through profit and loss (FVTPL), its transaction cost are recognised in the statement of profit and loss. In other cases, the transaction cost are attributed to the acquisition value of the financial asset.

Financial assets are subsequently classified as measured at

- amortised cost
- fair value through profit and loss (FVTPL)
- fair value through other comprehensive income (FVOCI).

Debt Instruments

Debt instruments are initially measured at amortised cost, fair value through other comprehensive income ('FVOCI') or fair value through profit or loss ('FVTPL') till derecognition on the basis of (i) the entity's business model for managing the financial assets and (ii) the contractual cash flow characteristics of the financial asset.

(a) Measured at Amortised Cost:

Financial assets that are held within a business model whose objective is to hold financial assets in order to collect contractual cash flows that are solely payments of principal and interest, are subsequently measured at amortised cost using the effective interest rate ('EIR') method less impairment, if any. The amortisation of EIR and loss arising from impairment, if any is recognised in the Statement of Profit and Loss.

(b) Measured at Fair Value through Other Comprehensive Income:

Financial assets that are held within a business model whose objective is achieved by both, selling financial assets and collecting contractual cash flows that are solely payments of principal and interest, are subsequently measured at fair value through other comprehensive income. Fair value movements are recognized in the other comprehensive income (OCI). On derecognition, cumulative gain or loss previously recognised in OCI is reclassified from the equity to 'other income' in the Statement of Profit and Loss.

NOTES TO THE STANDALONE FINANCIAL STATEMENTS (CONTD.)

(c) Measured at Fair Value through Profit or Loss:

A financial asset not classified as either amortised cost or FVOCI, is classified as FVTPL. Such financial assets are measured at fair value with all changes in fair value, including interest income and dividend income if any, recognised as 'other income' in the Statement of Profit and Loss.

Equity Instruments:

All investments in equity instruments classified under financial assets are initially measured at fair value, the Company may, on initial recognition, irrevocably elect to measure the same either at FVOCI or FVTPL.

The Company makes such election on an instrument-by-instrument basis. Fair value changes on an equity instrument is recognised as other income in the Statement of Profit and Loss unless the Company has elected to measure such instrument at FVOCI. Fair value changes excluding dividends, on an equity instrument measured at FVOCI are recognised in OCI. Amounts recognised in OCI are not subsequently reclassified to the Statement of Profit and Loss. Dividend income on the investments in equity instruments are recognised as 'other income' in the Statement of Profit and Loss.

Derecognition

The Company derecognises a financial asset when the contractual rights to the cash flows from the financial asset expire, or it transfers the contractual rights to receive the cash flows from the asset.

Financial Liabilities

Initial Recognition and Measurement

Financial liabilities are recognised when the Group becomes a party to the contractual provisions of the instrument. Financial liabilities are initially measured at the amortised cost unless at initial recognition, they are classified as fair value through profit and loss.

Subsequent Measurement

Financial liabilities are subsequently measured at amortised cost using the EIR method. Financial liabilities carried at fair value through profit or loss are measured at fair value with all changes in fair value recognised in the Statement of Profit and Loss.

Loans and Borrowings

After initial recognition, interest-bearing loans and borrowings are subsequently measured at amortised cost using the EIR method. Gains and losses are recognised in profit or loss when the liabilities are derecognised as well as through the EIR amortisation process.

Amortised cost is calculated by taking into account any discount or premium on acquisition and fees or costs that are an integral part of the EIR. The EIR amortisation is included as finance costs in the statement of profit and loss.

Trade and Other Payable

These amounts represent liabilities for goods and services provided to the Company prior to the end of financial year which are unpaid. The amounts are generally unsecured. Trade and other payable are presented as current liabilities unless payment is not due within 12 months after the reporting period. They are recognized initially at their fair value and subsequently measured at amortized cost using effective interest method.

Derecognition

A financial liability is derecognised when the obligation specified in the contract is discharged, cancelled or expires.

Derivative Instruments

The Company enters into foreign exchange forward contracts to manage its exposure to foreign exchange rate risks. These contracts are initially recognised at fair value and subsequently, at the end of each reporting period, re-measured at their fair values on reporting date. The resulting gain or loss is recognised in profit or loss in the same line as the movement in the hedged exchange rate.

3.10 Provision and Contingent Liabilities

Provisions are recognised when the Company has a present legal or constructive obligation as a result of past events, it is probable that an outflow of resources will be required to settle the obligation and the amount can be reliably estimated. Provisions are not recognised for future operating losses.

NOTES TO THE STANDALONE FINANCIAL STATEMENTS (CONTD.)

Contingent Liabilities are disclosed in respect of possible obligations that arise from past events but their existence will be confirmed by the occurrence or non occurrence of one or more uncertain future events not wholly within the control of the Company or where any present obligation cannot be measured in terms of future outflow of resources or where a reliable estimate of the obligation cannot be made.

3.11 Revenue Recognition

Revenue from contract with customers is recognised when the Company satisfies performance obligation by transferring promised goods and services to the customer. Performance obligations are satisfied at the point of time when the customer obtains controls of the asset.

Revenue is measured based on transaction price, which is the fair value of the consideration received or receivable, stated net of discounts, returns and taxes. Transaction price is recognised based on the price specified in the contract, net of discount.

Revenue from Services

Revenue from services is recognised in the accounting period in which the services are rendered.

Other Operating Revenue - Export Incentives

Export Incentives under various schemes are accounted in the year of export.

Interest Income

Interest income is recognized using the effective interest rate (EIR) method

Dividend Income

Dividend income on investments is recognised when the right to receive dividend is established.

3.12 Foreign Currency Translation

The Company's financial statements are presented in Indian currency, which is also the company's functional currency.

Transactions and Balances

Transactions in foreign currencies are initially recorded in functional currency spot rates at the date the transaction first qualifies for recognition.

Monetary assets and liabilities denominated in foreign currencies are translated at the functional currency spot rates of exchange at the reporting date.

Exchange differences arising on settlement or translation of monetary items are recognised in profit or loss.

Non-monetary items that are measured in terms of historical cost in a foreign currency are not retranslated.

3.13 Income Tax

Income tax comprises current and deferred tax. Income tax expense is recognized in the statement of profit and loss except to the extent it relates to items directly recognized in other comprehensive income.

Current Tax

The tax currently payable is based on taxable profit for the year. Taxable profit differs from profit before tax as reported in the statement of profit and loss because of items of income or expense that are taxable or deductible in other years and items that are never taxable or deductible. The Company's current tax is calculated using tax rates that have been enacted or substantively enacted by the end of the reporting period. The Company offsets current tax assets and current tax liabilities, where it has a legally enforceable right to set off the recognized amounts and where it intends either to settle on a net basis, or to realize the asset and liability simultaneously.

Deferred Tax

Deferred tax is recognised on temporary differences between the carrying amounts of assets and liabilities in the financial statements and the corresponding tax bases used in the computation of taxable profit. Deferred tax liabilities are generally recognised for all taxable temporary differences. Deferred tax assets are generally recognised for all deductible temporary differences to the extent that it is probable that taxable profits will be available against which those deductible temporary differences can be utilised.

The carrying amount of deferred tax assets is reviewed at the end of each reporting period and reduced to the extent that it is no longer probable that sufficient taxable profits will be available to allow all or part of the asset to be recovered.

NOTES TO THE STANDALONE FINANCIAL STATEMENTS (CONTD.)

Deferred tax liabilities and assets are measured at the tax rates that are expected to apply in the period in which the liability is settled or the asset realised, based on tax rates (and tax laws) that have been enacted or substantively enacted by the end of the reporting period.

The Company offsets deferred income tax assets and liabilities, where it has a legally enforceable right to offset current tax assets against current tax liabilities, and they relate to taxes levied by the same taxation authority on either the same taxable entity, or on different taxable entities where there is an intention to settle the current tax liabilities and assets on a net basis or their tax assets and liabilities will be realized simultaneously.

3.14 Earning Per Share

Basic earnings per share is computed by dividing the profit after tax by the weighted average number of equity shares outstanding during the year.

Diluted earnings per share is computed by dividing the profit after tax as adjusted for dividend, interest and other charges to expense or income relating to the dilutive potential equity shares, by the weighted average number of equity shares considered for deriving basic earnings per share and the weighted average number of equity shares which could have been issued on the conversion of all dilutive potential equity shares.

3.15 Borrowing Cost

Borrowing cost includes interest, amortization of ancillary costs incurred in connection with the arrangement of borrowings and exchange differences arising from foreign currency borrowings to the extent they are regarded as an adjustment to the interest cost. Borrowing costs directly attributable to the acquisition, construction or production of an asset that necessarily takes a substantial period of time to get ready for its intended use or sale are capitalized as part of the cost of the respective asset. All other borrowing costs are expensed in the period they are incurred.

3.16 Government Grants

Government grants are not recognised until there is reasonable assurance that the Company will comply with the conditions attaching to them and that the grants will be received.

Government grants are recognised in profit or loss on a systematic basis over the periods in which the Company recognises as expenses the related costs for which the grants are intended to compensate.

Government grants relating to the purchase of property, plant and equipment are included in non-current liabilities as deferred income and are credited to Profit and Loss on a straight - line basis over the expected lives of related assets and presented within other income.

3.17 Share Based Payment

Equity-settled share-based payments to employees are measured at the fair value of the equity instruments at the grant date.

The fair value determined at the grant date of the equity-settled share-based payments is expensed on a straight-line basis over the vesting period, based on the Company's estimate of equity instruments that will eventually vest, with a corresponding increase in equity. At the end of each reporting period, the Company revises its estimate of the number of equity instruments expected to vest. The impact of the revision of the original estimates, if any, is recognised in profit or loss such that the cumulative expense reflects the revised estimate, with a corresponding adjustment to the equity-settled employee benefits reserve.

3.18 Critical Estimates and Judgements

The preparation of financial statements requires the use of accounting estimates which by definition will seldom equal the actual results. Management also need to exercise judgement in applying the Group's accounting policies.

This note provides an overview of the areas that involved a higher degree of judgement or complexity, and items which are more likely to be materially adjusted due to estimates and assumptions turning out to be different than those originally assessed. Detailed information about each of these estimates and judgements is included in relevant notes together with information about the basis of calculation for each affected line item in the financial statements.

The areas involving Critical Estimates or Judgement are:

- Estimation of Defined benefit obligation
- Estimation of current tax expenses and Payable
- Useful lives of depreciable assets
- Provision and contingent liability
- Carry value of investment in subsidiariy and associates

NOTES TO THE STANDALONE FINANCIAL STATEMENTS (CONTD.)

4. PROPERTY, PLANT AND EQUIPMENT

Particulars	Rs. in Lakhs							Total
	Freehold Land	Buildings	Plant and Equipment	Furniture and Fixtures	Vehicles	Office Equipment	Computer Equipment	
Gross Carrying Amount								
Balance as at 31st March, 2021	223.25	5,181.11	5,798.07	361.40	205.33	394.33	222.13	12,385.62
Addition	-	798.34	895.17	43.03	60.52	38.19	44.32	1,879.57
Disposal					72.19			72.19
Balance as at 31st March, 2022	223.25	5,979.45	6,693.24	404.43	193.66	432.52	266.45	14,193.00
Addition	-	1,773.42	987.17	50.32	10.60	38.36	50.01	2,909.88
Disposal			8.40		10.34		0.35	19.09
Balance as at 31st March, 2023	223.25	7,752.87	7,672.01	454.75	193.92	470.88	316.11	17,083.79
Accumulated Depreciation								
Balance as at 31st March, 2021	-	679.50	1,539.84	163.11	99.55	227.40	182.70	2,892.10
Addition		166.88	406.18	33.01	24.34	42.72	21.55	694.68
Disposal					35.65			35.65
Balance as at 31st March, 2022	-	846.38	1,946.02	196.12	88.24	270.12	204.25	3,551.13
Addition		204.24	485.18	36.12	17.86	39.52	31.74	814.66
Disposal			7.28		9.14		0.13	16.55
Balance as at 31st March, 2023	-	1,050.62	2,423.92	232.24	96.96	309.64	235.86	4,349.24
Net carrying amount								
Balance as at 31st March, 2022	223.25	5,133.07	4,747.22	208.31	105.42	162.40	62.20	10,641.87
Balance as at 31st March, 2023	223.25	6,702.25	5,248.09	222.51	96.96	161.24	80.25	12,734.55

a) **Title deeds of Immovable Properties not held in name of the Company**

Relevant line item in the Balance Sheet	Description of item of Property	Gross Carrying Value	Title deeds held in the Name of	Whether title deed holder is a promoter or director or Relative of Promoter Director	Property held since which date	Reason for not being held in the name of the company
PPE	Building	18.50	Pardeep Goyal	Relative of Director	12.08.2000	Due to issue in Registration

b) All immovable property is held in the name of company except mentioned above.

c) The company has not revalued its Property, Plant and Equipment during the current reporting period.

d) The company does not hold any Benami Property and does not have any proceedings initiated or pending for holding benami property under the Benami Transactions (Prohibitions) Act, 1988.

4.1 Capital Work in Progress

Balance as at 31st March, 2022	811.52
Balance as at 31st March, 2023	-

4.1.1 Ageing of Capital Work-in-Progress ageing

	Amount in CWIP for a period of				
	Less than 1 Year	1-2 Year	2-3 Year	More than 3 Year	Total
31 March, 2023					
Projects in Process	-	-	-	-	-
31 March, 2022					
Projects in Process	811.52	-	-	-	811.52

NOTES TO THE STANDALONE FINANCIAL STATEMENTS (CONTD.)

4.2 RIGHT OF USE ASSETS

	Rs. in Lakhs		
Particulars	Land	Building	Total
Gross Carrying Amount			
Balance as at 31st March, 2021	532.34	431.32	963.66
Addition	-	235.41	235.41
Disposal/Adjustment		27.07	27.07
Balance as at 31st March, 2022	532.34	639.66	1,172.00
Addition	-	101.14	101.14
Disposal/Adjustment			-
Balance as at 31st March, 2023	<u>532.34</u>	<u>740.80</u>	<u>1,273.14</u>
Accumulated Depreciation			
Balance as at 31st March, 2021	25.27	137.56	162.83
Addition	12.64	98.37	111.01
Disposal/Adjustment	-	27.07	27.07
Balance as at 31st March, 2022	37.91	208.86	246.77
Addition	12.64	126.31	138.95
Disposal/Adjustment			-
Balance as at 31st March, 2023	<u>50.55</u>	<u>335.17</u>	<u>385.72</u>
Net carrying amount			
Balance as at 31st March, 2022	494.43	430.80	925.23
Balance as at 31st March, 2023	<u>481.79</u>	<u>405.63</u>	<u>887.42</u>

5. INVESTMENT PROPERTIES

Particulars	Buildings	Total
Gross Carrying Amount		
Balance as at 31st March, 2021	589.92	589.92
Addition		
Disposal		
Balance as at 31st March, 2022	<u>589.92</u>	<u>589.92</u>
Addition		
Disposal		
Balance as at 31st March, 2023	<u>589.92</u>	<u>589.92</u>
Accumulated Depreciation		
Balance as at 31st March, 2021	54.52	54.52
Addition	10.91	10.91
Disposal		
Balance as at 31st March, 2022	<u>65.43</u>	<u>65.43</u>
Addition	10.91	10.91
Disposal		
Balance as at 31st March, 2023	<u>76.34</u>	<u>76.34</u>
Net Carrying Amount		
Balance as at 31st March, 2022	524.49	524.49
Balance as at 31st March, 2023	<u>513.58</u>	<u>513.58</u>
Fair Value		
As at 31st March, 2022	2,696.53	2,696.53
As at 31st March, 2023	<u>2,696.53</u>	<u>-</u>

NOTES TO THE STANDALONE FINANCIAL STATEMENTS (CONTD.)

5.1 Particulars	Rs. in Lakhs	
	Year Ended 31st March, 2023	Year Ended 31st March, 2022
Rental income derived from investment properties	205.48	252.35
Direct operating expenses (including repairs and maintenance) generating rental income	-	-
Income arising from investment properties before depreciation	205.48	<u>252.35</u>
Depreciation	10.91	10.91
Income from investment properties (Net)	194.57	<u>241.44</u>

5.2 Maturity Analysis of Lease Payments to be received in aggregate & each of following year:

Particulars	Rs. in Lakhs	
	As at 31st March, 2023	As at 31st March, 2022
Not later than one year	264.07	257.24
Later than one year and not later than five years	1,051.82	1,057.51
Later than five years	150.72	409.09

5.3 Estimation of Fair Value

The fair valuation is based on current prices in the active market for similar properties. The main inputs used are quantum, area, location, demand, restrictive entry to the complex, age of building and trend of fair market rent in village/city area.

This valuation is based on valuations performed by an accredited independent valuer. Fair valuation is based on replacement cost method. The fair value measurement is categorised in level 2 fair value hierarchy.

6. INTANGIBLE ASSETS

Particulars	Rs. in Lakhs	
	Computer Software	Total
Gross Carrying Amount		
Balance as at 31st March, 2021	309.31	309.31
Addition	32.52	32.52
Disposal	-	-
Balance as at 31st March, 2022	341.83	<u>341.83</u>
Addition	11.38	11.38
Disposal	-	-
Balance as at 31st March, 2023	353.21	<u>353.21</u>
Accumulated Depreciation		
Balance as at 31st March, 2021	270.72	270.72
Addition	18.21	18.21
Disposal	-	-
Balance as at 31st March, 2022	288.93	<u>288.93</u>
Addition	16.23	16.23
Disposal	-	-
Balance as at 31st March, 2023	305.16	<u>305.16</u>
Net Carrying Amount		
Balance as at 31st March, 2022	52.90	52.90
Balance as at 31st March, 2023	48.05	48.05

- a) There are no intangible assets under development in the company during the current reporting period.
b) The Company has not revalued its intangible Assets during the current reporting period .

NOTES TO THE STANDALONE FINANCIAL STATEMENTS (CONTD.)**7. INVESTMENTS IN SUBSIDIARIES AND ASSOCIATES** Rs. in Lakhs

Particulars	As at 31st March, 2023		As at 31st March, 2022	
	Shares(Nos)	Amount	Shares(Nos)	Amount
A INVESTMENTS IN WHOLLY OWNED SUBSIDIARIES				
i. Equity Instrument at Cost (Unquoted)				
1 Equity share of Rs. 10/- each, fully paid in Bhartiya Global Marketing Ltd., India	49,99,020	499.90	49,99,020	499.90
2 Equity Shares of Rs. 10/- each, fully paid in Bhartiya International Sez Ltd., India	1,20,69,230	1,206.92	1,20,69,230	1,206.92
3 Equity Shares of Rs. 10/- each, fully paid in Bhartiya Fashion Retail Ltd., India	5,00,000	50.00	5,00,000	50.00
4 Equity Shares of Rs. 10/- each, fully paid in Bhartiya Urban Infrastructure Ltd., India	50,000	5.00	50,000	5.00
5 Equity Shares in Ultima S.A. ,Switzerland (having par value of SFR 1,000/- each)	1,000	337.86	1,000	337.86
6 Equity Shares in World Fashion Trade Ltd., Hongkong (having par value of \$ 1/- each)	7,09,000	478.14	7,09,000	478.14
Total (A)		2,577.82		2,577.82
B INVESTMENTS IN ASSOCIATES				
i. Equity Instrument at Cost (Unquoted)				
1 Equity Shares of Rs. 10 each, fully paid in Bhartiya Urban Private Limited (Earlier known as Bhartiya City Developers Private Limited)	3,43,93,260	3,999.60	3,43,93,260	3,999.60
2 Equity Shares of Rs. 10 each, fully paid in Tada Mega Leather Cluster Pvt. Ltd.	5,000	0.50	5,000	0.50
Total (B)		4,000.10		4,000.10
Total (A+B)		6,577.92		6,577.92
Aggregate amount of unquoted Investments before impairment		6,577.92		6,577.92
Less: Provision for diminution in value of investment		1.83		1.83
Aggregate amount of unquoted Investments after impairment		6,576.09		6,576.09

8. NON-CURRENT INVESTMENTS

Particulars	As at 31st March, 2023		As at 31st March, 2022	
	Units(No.)	Amount	Units(No.)	Amount
A Investments in Mutual Funds (Unquoted)				
At Fair value through Profit and loss				
i) Reliance ETF Liquid BeES	1.222	0.01	1.124	0.01
TOTAL		0.01		0.01
Aggregate amount of unquoted Investments		0.01		0.01
Aggregate amount of impairment in Value of unquoted Investments		-		-

NOTES TO THE STANDALONE FINANCIAL STATEMENTS (CONTD.)**9. OTHER NON CURRENT FINANCIAL ASSETS**

Rs. in Lakhs

Particulars	As at	
	31st March, 2023	31st March, 2022
(Unsecured & Considered Good)		
(a) Security and Other Deposits	189.17	102.92
(b) Other Advances	-	30.88
(c) Fixed deposit maturity more than 12 months (Lien with bank against various facilities)	2,205.80	-
TOTAL	<u>2,394.97</u>	<u>133.80</u>

10. OTHER NON CURRENT ASSETS

(a) Capital Advances	31.57	47.48
(b) Security Deposits With Govt.Authority	25.00	8.63
(c) Prepayment Lease Rent	4.73	4.76
TOTAL	<u>61.30</u>	<u>60.87</u>

11. INVENTORIES

(a) Raw Materials	36,138.60	27,990.85
(b) Raw Materials -In transit	126.52	188.33
(c) Stock-in-Progress	735.61	1,099.39
(d) Finished Goods	8,971.18	9,796.26
(e) Consumable Store	4,558.08	5,605.66
TOTAL	<u>50,529.99</u>	<u>44,680.49</u>

12. CURRENT INVESTMENTS

Particulars	As at 31st March, 2023		As at 31st March, 2022	
	Shares (No)	Amount	Shares (No)	Amount
a) Investment In Equity Instrument (Unquoted)				
At Fair Value through Profit and Loss				
i) Sai Rayalaseema Paper Mills Ltd.	31,792	-	31,792	-
Total		-		-
Aggregate amount of unquoted Investments		-		-

NOTES TO THE STANDALONE FINANCIAL STATEMENTS (CONTD.)**13. TRADE RECEIVABLES**

Rs. in Lakhs

Particulars	As at 31st March, 2023	As at 31st March, 2022
<i>(Unsecured, considered good)</i>		
(a) Trade Receivable	7,844.62	7,638.68
(b) Receivable from related parties	607.76	748.95
<i>(refer no. 53)</i>		
TOTAL	<u>8,452.38</u>	<u>8,387.63</u>

Trade receivable ageing schedule for the year ended as on 31st March, 2023

Particulars	Outstanding for following periods from due date of payment						
	Not due	Less than 6 Months	6 Months - 1 Year	1-2 Years	2-3 Years	More than 3 Years	Total
Undisputed -Trade Receivable Considered Good	4,869.44	2,691.56	129.59	-	162.64	599.15	8,452.38
Total	4,869.44	2,691.56	129.59	-	162.64	599.15	8,452.38

Trade receivable ageing schedule for the year ended as on 31st March, 2022

Particulars	Outstanding for following periods from due date of payment						
	Not due	Less than 6 Months	6 Months - 1 Year	1-2 Years	2-3 Years	More than 3 Years	Total
Undisputed -Trade Receivable Considered Good	4,929.16	2,702.22	-	175.77	580.48	-	8,387.63
Total	4,929.16	2,702.22	-	175.77	580.48	-	8,387.63

14. CASH AND CASH EQUIVALENT

a) Balances with Banks		
In current accounts	415.44	779.73
b) Cash on Hand	20.34	11.59
TOTAL	<u>435.78</u>	<u>791.32</u>

15. BANK BALANCES OTHER THAN CASH & CASH EQUIVALENTS

a) Fixed Deposit with the bank	2,380.11	4,238.58
b) Unpaid dividend accounts	4.91	5.92
TOTAL	<u>2,385.02</u>	<u>4,244.50</u>

15.1 Fixed deposits of Rs. 2373.14 Lacs (previous year Rs 4238.57 Lacs) are pledged with the banks for various limits and facilities granted.

NOTES TO THE STANDALONE FINANCIAL STATEMENTS (CONTD.)

16. CURRENT LOAN	Rs. in Lakhs	
Particulars	As at 31st March, 2023	As at 31st March, 2022
<i>(Unsecured & Considered Good)</i>		
(a) Loans / Advances to Related Parties <i>(refer note no. 53)</i>	987.91	970.91
(b) Loan to Employee	129.77	111.15
TOTAL	<u>1,117.68</u>	<u>1,082.06</u>
 17. OTHER CURRENT FINANCIAL ASSETS		
a) Export incentive receivable	694.26	1,473.54
b) Insurance claim receivable	-	132.57
c) GST Receivable	955.85	1,283.98
d) Other Advance	0.10	2.87
e) Derivatives-foreign exchange forward contract	-	96.35
f) Security and Other Deposits	52.96	37.50
TOTAL	<u>1,703.17</u>	<u>3,026.81</u>
 18. OTHER CURRENT ASSETS		
a) Advances with suppliers	1,936.76	2,072.78
b) Prepaid Expenses	294.72	359.65
c) Other Advances	-	2.97
d) Prepayment lease rent	0.02	0.02
TOTAL	<u>2,231.50</u>	<u>2,435.42</u>

NOTES TO THE STANDALONE FINANCIAL STATEMENTS (CONTD.)

Particulars	Rs. in Lakhs	
	As at 31st March, 2023	As at 31st March, 2022
Authorised Share Capital		
a) 20,000,000 (31st March, 2022: 20,000,000) Equity Shares of Rs. 10/- each	2,000.0	2,000.0
b) 500,000 (31st March, 2022: 500,000) Preference Shares of Rs. 100/- each	500.0	500.0
	<u>2,500.0</u>	<u>2,500.0</u>
Issued, Subscribed & Paid Up :		
a) 12,207,129 (31st March, 2022: 12,207,129) Equity Shares of Rs.10/- each fully paid Up.	1,220.71	1,220.71
TOTAL	<u>1,220.71</u>	<u>1,220.71</u>

19.1 Reconciliation of the number of shares and amount outstanding at the beginning and at the end of the reporting year:

Particulars	As at 31st March, 2023		As at 31st March, 2022	
	No. of Shares	Amount	No. of Shares	Amount
Shares outstanding at the beginning of the year	1,22,07,129	1,220.71	1,22,02,369	1,220.24
Shares Issued during the year	-	-	4,760	0.47
Shares outstanding at the end of the year	<u>1,22,07,129</u>	<u>1,220.71</u>	<u>1,22,07,129</u>	<u>1,220.71</u>

19.2 The details of Shareholders holding more than 5% shares

Name of the Share holders	As at 31st March, 2023		As at 31st March, 2022	
	No. of Shares	% of Holding	No. of Shares	% of Holding
(a) Snehideep Aggarwal	11,43,362	9.37	11,43,362	9.37
(b) Bhartiya Infotech Pvt. Ltd.	10,10,000	8.27	10,10,000	8.27
(c) Bhartiya Global Ventures Pvt. Ltd.	30,47,100	24.96	30,47,100	24.96
(d) Bhartiya Advisory Services Pvt. Ltd.	6,81,913	5.59	6,81,913	5.59
(e) TIMF Holdings	7,06,474	5.79	7,06,474	5.79
(f) Chartered Finance & Leasing Ltd.	7,90,500	6.48	-	-

19.3 Shares Reserved for issue under options

Particulars	As at 31st March, 2023	As at 31st March, 2022
	No. of Shares	No. of Shares
a) Under 2013 employee stock option plan : Equity share of Rs.10/- each, at an exercise price of Rs.50/- per share	20,751	20,751

NOTES TO THE STANDALONE FINANCIAL STATEMENTS (CONTD.)**Rs. in Lakhs**

- 19.4 Aggregate number of share issued for consideration other than cash during the period of five years immediately preceding the reporting date, wherever applicable is given below:

Particulars	31st March, 2023	31st March, 2022	31st March, 2021	31st March, 2020	31st March, 2019
Shares issued during the period of five Years immediately preceding through reporting date on exercise of option granted under the Employee Stock Option Plan (ESOP) wherein part consideration was received in form of employee services.	-	4,760	500	7,695	12,920

- 19.5 Share held by promoter at 31st March, 2023

Promoter Name	No. of Shares	% of Total Shares	% Change during the year
Snehdeep Aggarwal	11,43,362	9.37%	-
Ramesh Bhatia	3,40,250	2.79%	-
Promoters Group			
Arjun Aggarwal	4,96,150	4.06%	-
Kanwal Aggarwal	1,90,374	1.56%	-
Snehdeep Aggarwal HUF	50,000	0.41%	-
Parushni Aggarwal	7,500	0.06%	-
Pawan Aggarwal	5,000	0.04%	-
Bhartiya Global Venture Private Limited	30,47,100	24.96%	-
Bhartiya Infotech Private Limited	10,10,000	8.27%	-
Bhartiya Advisory Services Private Limited	6,81,913	5.59%	-
R.L Bhatia Associates Private Limited	30,000	0.25%	-

- 19.6 The Company has only one class of equity shares having a par values of Rs. 10/- per share. Each holder of equity share is entitled to one vote per share. In the event of liquidation of the Company, the holders of equity shares will be entitled to receive remaining assets of the Company in proportion of the number of equity share held by the shareholders.

- 19.7 During the Year, the company has allotted NIL (31st March, 2022: 4760) Equity share of Rs. 10/- each fully paid to its employees under Employee Stock Option Plan (ESOP 2013).

NOTES TO THE STANDALONE FINANCIAL STATEMENTS (CONTD.)

Particulars	Rs. in Lakhs							Total
	Application Money Pending for Allotment	Employee Stock Options Outstanding	Preferential Share Warrant Forfeited	Securities Premium	General Reserve	Retained Earnings	Other Comprehensive Income (defined benefit plan)	
Balance as at 31st March, 2021	0.37	109.98	925.75	7,836.81	3,517.36	15,493.30	36.83	27,920.40
Profit for the year	-	-	-	-	-	1,194.90	-	1,194.90
Other Comprehensive Income for the year	-	-	-	-	-	-	22.08	22.08
Transfer to Security premium on issue of share	-	(20.53)	-	22.44	-	-	-	1.91
Transfer from ESOP	(0.37)	-	-	-	-	-	-	(0.37)
Balance as at 31st March, 2022	-	89.45	925.75	7,859.25	3,517.36	16,688.20	58.91	29,138.92
Profit for the year	-	-	-	-	-	1,617.26	-	1,617.26
Other Comprehensive Income for the year	-	-	-	-	-	-	(34.23)	(34.23)
Balance as at 31st March, 2023	-	89.45	925.75	7,859.25	3,517.36	18,305.46	24.68	30,721.95
Component of other Equity								
Securities Premium	Represents amount received in excess of face value on issue of equity shares which may be utilised for purposes specified u/s 52(2) of the Companies Act, 2013.							
General Reserve	Represents accumulated profits set apart by way of transfer from current year profits or/and retained earnings for "other than specified purposes".							
Retained Earnings	Retained earnings represents the amount of accumulated earnings of the Company.							
Stock Options outstanding Account	The stock options outstanding account is used to recognize the grant date fair value of options issued to employees under the Company's' employee stock option plans							

NOTES TO THE STANDALONE FINANCIAL STATEMENTS (CONTD.)**21. NON-CURRENT BORROWINGS****Rs. in Lakhs**

Particulars	As at 31st March, 2023	As at 31st March, 2022
Secured		
- Term Loans from Banks	13,226.34	13,162.51
- Vehicle Loans from Banks	32.21	59.04
TOTAL	<u>13,258.55</u>	<u>13,221.55</u>

Above total is net of instalments falling due within a year in respect of all the above Loans aggregating of Rs. 2933.41 lakhs (31st March, 2022 Rs. 2363.48 Lakhs) that have been grouped under "Current Borrowing". (Refer note no. 25).

Nature of Security and Terms of Repayment for Long Term Secured Borrowings:

Nature of Security	Terms of Repayment
21.1 Term Loans from HDFC Bank, balance outstanding amounting to Rs 750.00 Lacs (March 31, 2022 Rs. NIL lacs) is secured by second charge on all existing securities given to HDFC Bank.	The Loan is repayable in 48 Monthly Installment starting from Aug 2024. Last installment due in July 2028. Rate of interest 9.25 % p.a. as at year end .
21.2 Term Loans from HDFC Bank, balance outstanding amounting to Rs NIL (March 31, 2022 is Rs. 110.60 lacs) is secured by First Charge on the commercial property situated at Institutional Plot No 38, Sector 44, Gurgaon and personal guarantee of one of the Director.	The loan is repayable in 20 quarterly Installment starting from Nov 2017. Last installment due in Nov 2022. Rate of Interest 8.15 % p.a. as at year end (Previous Year 8.15 %)
21.3 Term Loans from HDFC Bank, balance outstanding amounting to Rs. 1381.22 lacs (March 31, 2022 is Rs.1552.70 lacs) is secured by First Charge on the commercial property situated at Institutional Plot No 38, Sector 44, Gurgaon and personal guarantee of one of the Director.	Repayable in 40 Quarterly Installment starting from Oct, 2018. Last installment due in Aug 2028. Rate of Interest 9 % p.a. as at year end (Previous Year 8.15 %.)
21.4 Term Loans from HDFC Bank, balance outstanding amounting to Rs NIL (March 31, 2022 is Rs. 40.68 lacs) is secured by First Charge on the commercial property situated at Institutional Plot No 38, Sector 44, Gurgaon and personal guarantee of one of the Director.	The loan is repayable in 19 quarterly Installment starting from Feb 2018. Last installment due in Nov 2022. Rate of Interest 8.20 % p.a. as at year end (Previous Year 8.35 %)
21.5 Term Loans from INDUSIND Bank, balance outstanding amounting to Rs 3650.00 lacs (March 31, 2022 is Rs. 4362.55 lacs) is secured by Equitable Mortgage of 9 acres 81 cents land situated in Tamil Nadu. Personal Guarantee of one Director.	The Loan is repayable in 23 Quarterly Installment starting from Sep 2020. Last installment due in Mar 2026. Rate of interest 11.00 % p.a. as at year end .
21.6 Term Loans from SBI Bank, balance outstanding amounting to Rs 396.67 lacs (March 31, 2022 is Rs. 508.59 lacs) . secured by second charge on all existing securities given to SBI.	The Loan is repayable in 48 Monthly Installment starting from Feb 2022. Last installment due in Jan 2026. Rate of interest 7.95 % p.a. as at year end .

NOTES TO THE STANDALONE FINANCIAL STATEMENTS (CONTD.)

Nature of Security and Terms of Repayment for Long Term Secured Borrowings:

Nature of Security	Terms of Repayment
21.7 Term Loans from SBM Bank, balance outstanding amounting to Rs 696.22 lacs (March 31, 2022 is Rs. 892.76 lacs) is secured by second charge on all existing securities given to SBM Bank.	The Loan is repayable in 48 Monthly Installment starting from Feb 2022. Last installment due in Jan 2026. Rate of interest 9.25 % p.a. as at year end .
21.8 Term Loans from HDFC Bank, balance outstanding amounting to Rs 1218.75 lacs (March 31, 2022 is Rs. 1421.52 lacs). Secured by second charge on all existing securities given to HDFC Bank.	The Loan is repayable in 48 Monthly Installment starting from Jul 2022. Last installment due in Jun 2026. Rate of interest 8.15 % p.a. as at year end .
21.9 Term Loans from INDUSIND Bank, balance outstanding amounting to Rs 1372.08 lacs (March 31, 2022 is Rs. 1780.00 lacs). secured by second charge on all existing securities given to Indusind Bank.	The Loan is repayable in 48 Monthly Installment starting from May 2022. Last installment due in Apr 2026. Rate of interest 7.75 % p.a. as at year end .
21.10 Term Loans from SBI Bank, balance outstanding amounting to Rs 1300.00 lacs (March 31, 2022 is Rs. 1298.94 lacs) . Secured by second charge on all existing securities given to SBI.	The Loan is repayable in 48 Monthly Installment starting from Feb 2024. Last installment due in Jan 2028. Rate of interest 7.95 % p.a. as at year end .
21.11 Term Loans from Union Bank, balance outstanding amounting to Rs 454.28 lacs (March 31, 2022 is Rs. 584.64 lacs) . Secured by second charge on all existing securities given to Union Bank of India.	The Loan is repayable in 48 Monthly Installment starting from March 2022. Last installment due in Feb 2026. Rate of interest 7.80 % p.a. as at year end .
21.12 Term Loans from Union Bank, balance outstanding amounting to Rs 3339.00 lacs (March 31, 2022 is Rs. 1870.03 lacs) . Secured by second charge on all existing securities given to Union Bank of India.	The Loan is repayable in 48 Monthly Installment starting from Feb 2024. Last installment due in Jan 2028. Rate of interest 7.80 % p.a. as at year end .
21.13 Term Loans from HDFC Bank, balance outstanding amounting to Rs 285.93 lacs (March 31, 2022 is Rs. NIL lacs). is secured by exclusive Charge on the commercial property situated at Institutional Plot No 38, Sector 44, Gurgaon and personal guarantee of one of the Director	The Loan is repayable in 20 Quarterly Installment starting from June 2024. Last installment due in March 2029. Rate of interest 9.30 % p.a. as at year end.
21.14 Term Loans from HDFC Bank, balance outstanding amounting to Rs 183.27 lacs (March 31, 2022 is Rs. NIL lacs). is secured by exclusive Charge on the commercial property situated at Institutional Plot No 38, Sector 44, Gurgaon and personal guarantee of one of the Director	The Loan is repayable in 20 Quarterly Installment starting from June 2024. Last installment due in March 2029. Rate of interest 9.90 % p.a. as at year end.
21.15 Term Loans from HDFC Bank, balance outstanding amounting to Rs 1180.80 lacs (March 31, 2022 is Rs. 1179.56 lacs). is secured by exclusive Charge on the commercial property situated at Institutional Plot No 38, Sector 44, Gurgaon and personal guarantee of one of the Director	The Loan is repayable in 20 Quarterly Installment starting from June 2024. Last installment due in March 2029. Rate of interest 9.90 % p.a. as at year end.
21.16 Vehicle Loans are secured by way of hypothecation of vehicles financed by the Bank.	

NOTES TO THE STANDALONE FINANCIAL STATEMENTS (CONTD.)

22. OTHER NON CURRENT FINANCIAL LIABILITIES	Rs. in Lakhs	
Particulars	As at 31st March, 2023	As at 31st March, 2022
(a) Security Deposit with related parties	99.84	91.60
TOTAL	<u>99.84</u>	<u>91.60</u>
23. NON-CURRENT PROVISION		
(a) Provision for Employees benefit	16.62	-
TOTAL	<u>16.62</u>	-
24. OTHER NON-CURRENT LIABILITY		
(a) Government Grant	48.13	52.57
(b) Advance Lease Rent	52.43	61.45
TOTAL	<u>100.56</u>	<u>114.02</u>
25. DEFERRED TAX LIABILITY/ (ASSETS)		
Deferred Tax Liabilities		
a) Related to Fixed Assets	913.23	824.36
b) Related to IND AS Adjustment	-	24.25
Deferred Tax Assets		
a) Related to IND AS Adjustment	(117.17)	(13.23)
TOTAL	<u>796.06</u>	<u>835.38</u>
26. CURRENT BORROWING		
Secured		
- Working Capital Loans From Banks	29,520.15	27,657.37
- Current Maturities of long term debt	2,933.41	2,363.48
TOTAL	<u>32,453.56</u>	<u>30,020.85</u>

26.1 Working Capital facilities are secured against hypothecation of stocks of raw - materials, stock in process, finished goods, Other Current assets, specified immovable property, movable fixed assets, lien on fixed deposits, exports bills and personal guarantee of Director.

NOTES TO THE STANDALONE FINANCIAL STATEMENTS (CONTD.)**27. TRADE PAYABLE****Rs. in Lakhs**

Particulars	As at	As at
	31st March, 2023	31st March, 2022
(a) Acceptances	2,024.73	1,384.99
(b) Payable to others than Micro and small Enterprises	4,908.97	5,729.22
(c) Payable to Related Parties (refer note no 53)	1,381.99	825.19
(d) Payable to Micro and Small Enterprises	868.23	413.60
TOTAL	<u>9,183.92</u>	<u>8,353.00</u>

Due to Micro and Small Enterprises

The Company has certain dues to suppliers registered under Micro, Small and Medium Enterprises Development Act, 2006 ('MSMED Act'). The disclosures pursuant to the said MSMED Act are as follows:

Particulars	As at	As at
	31st March, 2023	31st March, 2022
a) The principal amount remaining unpaid to any supplier at the end of the year	868.23	413.60
b) Interest due remaining unpaid to any supplier at the end of the year	-	-
c) The amount of interest paid by the buyer in terms of section 16 of the MSMED Act, 2006, along with the amount of the payment made to the supplier beyond the appointed day during the year	-	-
d) The amount of interest due and payable for the period of delay in making payment (which have been paid but beyond the appointed day during the year) but without adding the interest specified under the MSMED Act, 2006	-	-
e) The amount of interest accrued and remaining unpaid at the end of each accounting year	-	-
f) The amount of further interest remaining due and payable even in the succeeding years, until such date when the interest dues above are actually paid to the small enterprises, for the purpose of disallowance of a deductible expenditure under section 23 of the MSMED Act, 2006	-	-

Disclosure of payable to vendors as defined under the "Micro, Small and Medium Enterprise Development Act, 2006" is based on the information available with the Company regarding the status of registration of such vendors under the said Act, as per the intimation received from them on requests made by the Company.

Rs. in Lakhs**Trade Payable ageing Schedule for the year ended as on 31st March, 2023**

Particulars	Outstanding for following period from Due Date of Payment				
	Less than 1 Years	1-2 Years	2-3 Years	More than 3 Years	Total
Dues to MSME	868.23			-	868.23
Others	7,501.74	-	-	813.95	8,315.69
Total Trade Payable	8,369.97	-	-	813.95	9,183.92

NOTES TO THE STANDALONE FINANCIAL STATEMENTS (CONTD.)

Rs. in Lakhs

Trade Payable ageing Schedule for the Year Ended as on 31st March, 2022

Particulars	Outstanding for following period from due date of payment				
	Less than 1 Years	1-2 Years	2-3 Years	More than 3 Years	Total
Dues to MSME	413.60				413.60
Others	7,145.33			794.07	7,939.40
Total Trade Payable	7,558.93	-	-	794.07	8,353.00

28. OTHER CURRENT FINANCIAL LIABILITIES

Particulars	As at 31st March, 2023	As at 31st March, 2022
(a) Interest Accrued	139.42	53.58
(b) Unpaid Dividend	4.91	5.92
(c) Due to Employee	299.16	243.98
(d) Expenses Payable	195.80	187.00
(e) Statutory Dues Payable	221.50	157.58
(f) Capital Creditors	32.48	6.48
(g) Other Payable	3.20	2.01
(h) Derivatives-Foreign Exchange Forward Contract	402.84	-
TOTAL	1,299.31	656.55

29. PROVISIONS

(a) Provision for Employees Benefits	146.10	183.80
TOTAL	146.10	183.80

30. OTHER CURRENT LIABILITIES

(a) Advance from Customer	12.26	130.97
(b) Advance Lease Rent	9.01	8.24
TOTAL	21.27	139.21

NOTES TO THE STANDALONE FINANCIAL STATEMENTS (CONTD.)

Rs. in Lakhs

31. REVENUE FROM OPERATIONS

Particulars	Year Ended 31st March, 2023	Year Ended 31st March, 2022
Sales of Products		
(a) Manufactured Goods	66,361.01	50,379.10
(b) Stock-in-trade	19.38	473.21
Other Operating Revenues		
(a) Export Incentives	1,971.71	1,566.26
(b) Foreign Exchange Gain	(1,908.72)	666.83
TOTAL	<u>66,443.38</u>	<u>53,085.40</u>

31.1 Reconciliation of Revenue recognised in Statement of Profit and Loss with contracted price

Revenue as per contracted price	66,655.39	50,906.09
Less: Discount, rebates etc.	275.00	53.78
Total Revenue from Contract with Customers	<u>66,380.39</u>	<u>50,852.31</u>

31.2 Revenue by Location of Customers

India	4,259.42	1,566.28
Outside India	62,120.97	49,286.03
Total Revenue from Contract with Customers	<u>66,380.39</u>	<u>50,852.31</u>

32. OTHER INCOME

- Rental Income	246.96	291.09
- Other Income	99.26	172.47
TOTAL	<u>346.22</u>	<u>463.56</u>

33. COST OF MATERIALS CONSUMED

Opening Stock	33,784.84	31,189.83
Add : Purchases	41,828.30	34,404.50
	75,613.14	65,594.33
Less : Closing Stock	40,823.20	33,784.84
MATERIALS CONSUMED	<u>34,789.94</u>	<u>31,809.49</u>

NOTES TO THE STANDALONE FINANCIAL STATEMENTS (CONTD.)

Rs. in Lakhs

34. CHANGE IN INVENTORIES OF FINISHED GOODS AND WORK IN PROGRESS

Particulars	Year Ended 31st March, 2023	Year Ended 31st March, 2022
(a) Opening Inventories		
- Finished Goods	9,796.26	8,471.90
- Work in Progress	1,099.39	651.46
(b) Closing Inventories		
- Finished Goods	8,971.18	9,796.26
- Work in Progress	735.61	1,099.39
Decrease/(Increase)	<u>1,188.86</u>	<u>(1,772.29)</u>

35. EMPLOYEE BENEFIT EXPENSES

(a) Salary & Allowances	4,153.16	3,385.06
(b) Contribution to Provident & Other fund	289.52	231.51
(c) Staff Welfare Expenses	232.83	202.77
TOTAL	<u>4,675.51</u>	<u>3,819.34</u>

36. FINANCE COST

(a) Interest Expense- Net	2,943.80	1,956.41
(b) Borrowing Cost	281.77	213.37
(c) Interest on Lease Liability	46.74	30.89
(d) Exchange difference regarded as an Adjustment to Borrowing Cost	173.12	72.19
TOTAL	<u>3,445.43</u>	<u>2,272.86</u>

37. DEPRECIATION AND AMORTISATION

(a) Depreciation on Property Plant and Equipment	814.66	694.68
(b) Amortisation on Intangible Assets	16.23	18.21
(c) Depreciation on Investment Property	10.91	10.91
(d) Amortisation on Right of Use Assets	138.95	111.00
TOTAL	<u>980.75</u>	<u>834.80</u>

NOTES TO THE STANDALONE FINANCIAL STATEMENTS (CONTD.)**Rs. in Lakhs****38. OTHER EXPENSES**

Particulars	Year Ended 31st March, 2023	Year Ended 31st March, 2022
<u>(I) Manufacturing Expenses</u>		
(a) Fabrication Charges	11,933.22	9,153.12
(b) Other Manufacturing Expenses	498.11	395.93
(c) Freight & Cartage	57.04	29.91
<u>(II) Selling & Administrative Expenses</u>		
(a) Legal And Professional Charges	1,254.49	1,261.19
(b) Power & Fuel	279.50	203.69
(c) Bank Charges	808.32	371.56
(d) Repair & Maintainance		
- Building	52.56	44.82
- Plant & Machinery	184.64	193.75
- Others	531.92	533.56
(e) Communication	61.08	58.01
(f) Rates Taxes & Duties	34.10	26.45
(g) Insurance	105.03	173.42
(h) Rent	119.36	83.32
(i) Travelling & Conveyance	960.15	573.17
(j) Freight on Exports	1,327.34	741.92
(k) Commission, Brokerage & Discount	554.91	119.39
(l) Loss/(Profit) on Sale /Discard of Property, Plant & Equipment	(2.34)	7.44
(m) Misc. Expenses	480.19	410.65
(n) Expenditure towards CSR Activities	55.11	103.47
(o) Directors Meeting Fees	8.58	4.81
(p) Packing Expenses	206.26	71.42
TOTAL	<u>19,509.57</u>	<u>14,561.00</u>

NOTES TO THE STANDALONE FINANCIAL STATEMENTS (CONTD.)

Rs. in Lakhs

39. TAX EXPENSES

Particulars	Year Ended 31st March, 2023	Year Ended 31st March, 2022
I) Current Tax		
Current Tax on taxable income for the year	594.51	327.72
II) Deferred Tax		
Relating to origination and reversal of temporary differences	(27.81)	166.12
Income tax expenses reported in statement of profit and loss	<u>566.70</u>	<u>493.84</u>
Effective Income Tax Rate	25.95%	29.24%

- 39.1 A reconciliation of the income tax expenses to the amount computed by applying the statutory income tax rate to the profit before income taxes is summarized below:

Particulars	Year Ended 31st March, 2023	Year Ended 31st March, 2022
Accounting profit before tax	2,183.96	1,688.74
Statutory income tax rate (%)	25.17	25.17
Computed tax expenses	549.66	425.02
Tax in respect of earlier years	-	11.93
Deduction under section 24 of income tax act	(15.51)	(19.05)
Non-Deductable expenses for tax purpose	32.55	75.94
Income tax charge to statement of profit and loss account	<u>566.70</u>	<u>493.84</u>

- 39.2 Deferred Tax Assets /(Liability)

Opening Balance	(661.66)	(573.01)
Add: Deferred Tax charged/ (credited) to profit & loss account during the year	27.81	(79.95)
Add: Deferred Tax charged/ (credited) to Other Comprehensive Income during the year	11.51	(8.70)
Closing Balance	<u>(622.34)</u>	<u>(661.66)</u>

NOTES TO THE STANDALONE FINANCIAL STATEMENTS (CONTD.)

Rs. in Lakhs

40. CONTINGENT LIABILITIES

Particulars	As at	As at
	31st March, 2023	31st March, 2022
i) Letter of Credit / Import Bills outstanding -	3,354.06	3,274.58
ii) Bill Discounting	1,466.06	-
iii) Standby Letter of credit (SBLC) issued by company bankers in favour of the bankers of its subsidiaries - Ultima S A	6,078.14	8,689.13
iv) Corporate Guarantee given by the company to a bank against facilities granted by that bank to its wholly owned subsidiaries Ultima Italia SRL.	134.33	418.90
v) Karnataka Vat Demand Under dispute	56.60	56.60
vi) Andhra Pradesh GST Demand Under dispute	81.07	71.78
vii) Income tax Demand under dispute	3,485.04	50.75
viii) Tamil Nadu Vat Under dispute	8.14	-

41. CAPITAL AND OTHER COMMITMENTS

Particulars	As at	As at
	31st March, 2023	31st March, 2022
i) Commitments under import of goods & capital goods at concessional rate of custom duty.	6,402.26	14,135.89
ii) Estimated Value of contract remaining to be executed on capital account	7.78	94.24

42. EMPLOYEE BENEFITS PLANS

The details of various employee benefits provided to employees are as under:

a) Defined Contribution Plans

Particulars	For the Year Ended	For the Year Ended
	31st March, 2023	31st March, 2022
Detail of amount recognised as expense for defined contribution plans is given below:		
a) Provident Fund*	224.18	174.51
b) Employees State Insurance Corporation	10.70	1.63

b) Defined Benefit Plans

The Defined benefit plan of the Company includes entitlement of gratuity for each year of service until the retirement age.

i) **The principal assumptions used for the purposes of the actuarial valuations were as follows:**

Principal Assumptions	Gratuity	
	As at 31st March, 2023	As at 31st March, 2022
Expected return on plan assets	7.20%	7.20%
Discount rate	7.20%	7.20%
Salary increase rate	5.00%	5.00%
Employee turnover	5.00%	5.00%
In service mortality	IALM (2012-14)	IALM (2012-14)

NOTES TO THE STANDALONE FINANCIAL STATEMENTS (CONTD.)

- Rs. in Lakhs**
- ii) Amounts recognised in statement of profit and loss in respect of these defined benefit plans are as follows:**

Particulars	Gratuity	
	For the Year Ended 31st March, 2023	For the Year Ended 31st March, 2022
Current Service Cost	56.40	59.40
Net Interest Expenses	(2.22)	(4.57)
Past Service Cost	-	-
Components of defined benefit costs recognised in profit or Loss	<u>54.18</u>	<u>54.83</u>
Re-measurement on the Net Defined Benefit liability:		
Actuarial (gains)/ losses on obligation for the year	28.98	(28.17)
Return On Plan Assets	16.76	(1.51)
Net (Income)/Expenses for the year ended recognized in OCI	<u>45.74</u>	<u>(29.68)</u>

- iii) The amount included in the Balance Sheet arising from the entity's obligation in respect of its Defined Benefit Obligation**

Particulars	Gratuity	
	As at 31st March, 2023	As at 31st March, 2022
Present Value of Defined Benefit Obligation	479.14	419.03
Fair Vale of Plan Asset	(462.52)	(449.91)
Net Liability arising from Defined Benefit Obligation	<u>16.62</u>	<u>(30.88)</u>

- iv) Movements in the present value of the defined benefit obligation are as follows:**

Particulars	Gratuity	
	For the Year Ended 31st March, 2023	For the Year Ended 31st March, 2022
Opening Defined Obligation	419.03	390.62
Interest Cost	27.14	23.98
Current Service Cost	56.40	59.40
Past Service Cost	-	-
Benefits Paid Directly by the Employer	(52.41)	(26.80)
Actuarial (gains)/ Losses	28.98	(28.17)
Closing Defined Benefit Obligation	<u>479.14</u>	<u>419.03</u>

- v) Movements in the Fair Value of the Plan Assets are as follows:**

Opening fair Value of Plan assets *	449.91	419.85
Interest Income	29.37	28.55
Contribution by the Employer	-	-
Return On Plan Assets Excluding Interest Income	(16.76)	1.51
Closing fair Value of Plan assets	<u>462.52</u>	<u>449.91</u>

*** Fund Managed by the approved Insurance Company Kotak Life Insurance**

Investment With Insurer	100.00%	100.00%
-------------------------	----------------	---------

NOTES TO THE STANDALONE FINANCIAL STATEMENTS (CONTD.)**Rs. in Lakhs****Sensitivity Analysis**

A quantitative sensitivity analysis for significant assumptions as at 31st March, 2023 is as follows:

Particulars	Increase Effect	Decrease Effect
Effect of Increase/decrease in discount rate by 0.50% on Defined benefit obligations	465.13	494.02
Effect of Increase/decrease in salary escalation by 0.50% on Defined benefit obligations	494.26	464.78

A quantitative sensitivity analysis for significant assumptions as at 31st March, 2022 is as follows:

Particulars	Increase Effect	Decrease Effect
Effect of Increase/decrease in discount rate by 0.50% on Defined benefit obligations	406.17	432.72
Effect of Increase/decrease in salary escalation by 0.50% on Defined benefit obligations	432.94	405.85

The sensitivity analysis above has been determined on the basis of actuarial certificate.

43. EARNING PER SHARE

Particulars	Year Ended 31st March, 2023	Year Ended 31st March, 2022
Profit/(loss) for the year	1,617.26	1,194.90
No. of share at the beginning of the year (A)	1,22,07,129	12,20,369
Equity allotted during the year	-	4760
Weighted average shares (B)	-	4708
Weighted average shares outstanding (nos.) (A+B)	1,22,07,129	1,22,07,077
Effect of diluted number of share		
Add:- Employee stock option plan	18,594	18,594
Add:- Convertible preferential share warrant	-	-
Weighted average number of equity share for diluted earning per share	1,22,25,723	1,22,25,671
Basic earning per share	13.25	9.79
Diluted earning per share	13.23	9.78

44. Export Promotion Capital Goods (EPCG)

Export Promotion Capital Goods (EPCG) scheme allows import of certain capital goods at concessional duty subject to an export obligation for the duty saved on capital goods imported under EPCG scheme. The duty saved on capital goods imported under EPCG scheme being Government Grant, is accounted as stated in the Accounting policy on Government Grant.

NOTES TO THE STANDALONE FINANCIAL STATEMENTS (CONTD.)**Rs. in Lakhs****45. Employee Stock Option Plan**

The Company instituted an Employees Stock Option Plan ('ESOP 2013') pursuant to the Nomination and Remuneration Committee (Earlier Compensation Committee) and Shareholders' resolution dated September 23, 2013. As per ESOP 2013, the Company had granted the below stock options:

On 28th January, 2014 – 50,000 stock options.

On 16th September, 2015 – 1,55,800 stock options

On 31st December, 2015 – 8,850 stock options

On 3rd February, 2018 – 30,000 stock options

On 5th April, 2018 – 30,000 stock options

These options comprises equal number of equity shares to be allotted in one or more tranches to the eligible employees of the Company and its subsidiaries.

The details of the ESOPs granted so far are provided below:

Grant Date	April 5, 2018			
Vesting tranche	Vesting I	Vesting II	Vesting III	Vesting IV
Vesting date	April 05, 2019	April 05, 2020	April 05, 2021	April 05, 2022
%age of vesting	16.67	16.67	16.66	50.00
Exercise Price (in Rs.)	330.00	330.00	330.00	330.00

Grant Date	February 03, 2018			
Vesting tranche	Vesting I	Vesting II	Vesting III	Vesting IV
Vesting date	February 03, 2019	February 03, 2020	February 03, 2021	February 03, 2022
%age of vesting	10.00	20.00	30.00	40.00
Exercise Price (in Rs.)	450.00	450.00	450.00	450.00

Grant Date	December 31, 2015			
Vesting tranche	Vesting I	Vesting II	Vesting III	
Vesting date	December 31, 2016	December 31, 2017	December 31, 2018	
%age of vesting	33.00	33.00	34.00	
Exercise Price (in Rs.)	50.00	50.00	50.00	

Grant Date	September 16, 2015			
Vesting tranche	Vesting I	Vesting II	Vesting III	
Vesting date	September 16, 2016	September 16, 2017	September 16, 2018	
%age of vesting	33.00	33.00	34.00	
Exercise Price (in Rs.)	50.00	50.00	50.00	

Grant Date	January 28, 2014			
Vesting tranche	Vesting I	Vesting II	Vesting III	
Vesting date	1st February, 2015	1st March, 2015		
%age of vesting	50	50		
Exercise Price (in Rs.)	156	156		

The Company uses the fair value for determination of the employee stock compensation expense.

NOTES TO THE STANDALONE FINANCIAL STATEMENTS (CONTD.)**Rs. in Lakhs**

The activity in the Employees Stock Option Plan during the year ended 31st March, 2022 is as under:

Particulars	Year Ended 31st March, 2023	Year Ended 31st March, 2022
Number of options outstanding at the beginning of the period	20,751	25,511
Number of options granted during the year	-	-
Number of options forfeited / lapsed during the year	-	-
Number of options vested during the year	-	-
Number of options exercised during the year	-	4,760
Number of shares arising as a result of exercise of options	-	4,760
Money realized by exercise of options (INR), if scheme is implemented directly by the company	-	Rs. 2,38,000
Loan repaid by the Trust during the year from exercise price received	-	NA
Number of options outstanding at the end of the year	20,751	20,751
Number of options exercisable at the end of the year	20,751	20,751

A description of the method and significant assumptions used during the year to estimate the fair value of options including the following information:

Date of Grant	September 16, 2015	December 31, 2015	February 03, 2018	April 5, 2018
Weighted average share price	Rs. 468.70	Rs 521.15	Rs. 463.55	Rs. 216.15
Exercise price	Rs. 50.00	Rs. 50.00	Rs. 450.00	Rs. 330.00
Expected volatility	29.24%	33.10%	25.71%	36.78%
Option life (comprising of weighted average of vesting period and exercise period)	7 years	7 years	8 years	5.50 years
Expected dividends	0.21%	0.19%	0.26%	0.29%
Risk free rate of return	8.17%	7.96%	7.82%	7.22%

46. DETAILS OF CORPORATE SOCIAL RESPONSIBILITY (CSR) EXPENDITURE

Particulars	As at 31st March, 2023	As at 31st March, 2022
(a) Amount required to be spent by the company during the year	34.72	40.52
(b) Amount of expenditure incurred	55.11	103.47
(c) Shortfall at the end of the year	-	14.62
(d) Total of previous years shortfall	-	-
(e) Reason for shortfall	N.A	Pertain to ongoing projects
(f) Nature of CSR Activities	Rural Development, education, health & sanitation	Rural Development, education, health & sanitation
(g) Details of related party transaction	NIL	NIL
(h) Where a provision is made with respect to a liability incurred by entering into a contractual obligation, the movements in the provision.	N.A	N.A

NOTES TO THE STANDALONE FINANCIAL STATEMENTS (CONTD.)

47. Segment Reporting Disclosure

The company primarily operates in the Fashion apparels and accessories segment. The Fashion apparels and accessories segment includes Leather products, Textiles products and intermediaries .

As defined in Ind AS 108, the chief operating decision maker (CODM) evaluates the Group's performance, allocate resources based on the analysis of the various performance indicator of the Group as a single unit. Therefore, there is no reportable segment for the Group as per the requirement of Ind AS 108 "Operating Segments".

48. PAYMENT TO AUDITOR (INCLUDED IN LEGAL AND PROFESSIONAL CHARGES)

Particulars	As at 31st March, 2023	As at 31st March, 2022
Audit Fees	25.00	14.00
Limited Review	6.50	4.50
Reimbursement of Expenses	1.50	1.50
Tax Audit Report	4.00	-
Certification	0.75	0.36

49. Fair Value Measurement

The fair value of the financial assets and liabilities are included at the amount that would be received to sell an asset and paid to transfer a liability in an orderly transaction between market participants.

The following Methods and Assumptions were used to Estimate the Fair Values:

Trade receivables, cash and cash equivalents, other bank balances, short term loans, other current financial assets, current borrowings, trade payables and other current financial liabilities: approximate their carrying amounts largely due to the short-term maturities of these instruments.

Investments traded in active markets are determined by reference to quotes from the financial institutions; for example: Net asset value (NAV) for investments in mutual funds declared by mutual fund house.

The fair values for loans, security deposits were calculated based on cash flows discounted using a current lending rate. They are classified as level 3 fair values in the fair value hierarchy due to the inclusion of unobservable inputs including counter party credit risk.

The fair values of non-current borrowings are based on discounted cash flows using a current borrowing rate. They are classified as level 3 fair values in the fair value hierarchy due to the use of unobservable inputs, including own credit risk.

The Company uses the following hierarchy for determining and disclosing the fair value of Financial instruments by Valuation Techniques.

The following is the basis for categorising the financial instruments measured at fair value into Level 1 to Level 3 :

Level 1: This level includes financial assets that are measured by reference to quoted prices (unadjusted) in active markets for identical assets or liabilities.

Level 2: This level includes financial assets and liabilities, measured using inputs other than quoted prices included within Level 1 that are observable for the asset or liability, either directly (i.e., as prices) or indirectly (i.e., derived from prices).

Level 3: This level includes financial assets and liabilities measured using inputs that are not based on observable market data (unobservable inputs). Fair values are determined in whole or in part, using a valuation model based on assumptions that are neither supported by prices from observable current market transactions in the same instrument nor are they based on available market data.

NOTES TO THE STANDALONE FINANCIAL STATEMENTS (CONTD.)

Particulars	Rs. in Lakhs			
	As at 31st March, 2023			
	Carrying Amount	Level of input used in		
	Level 1	Level 2	Level 3	
Financial Assets				
At Amortised Cost				
Trade Receivable	8,452.38	-	-	8,452.38
Cash & cash Equivalents	435.78	-	-	435.78
Other Bank Balance	2,385.02	-	-	2,385.02
Loans	1,117.68	-	-	1,117.68
Other Financial Assets	4,098.14	-	-	4,098.14
At FVTPL				
Investments	0.01	0.01	-	-
Financial Liabilities				
At Amortised Cost				
Borrowings	45,712.11	-	-	45,712.11
Trade Payables	9,183.92	-	-	9,183.92
Other Financial Liabilities	996.31	-	-	996.31
At FVTPL				
Other Financial Liabilities	402.84	-	402.84	-
<hr/>				
Particulars	As at 31st March, 2022			
	Carrying Amount	Level of input used in		
	Level 1	Level 2	Level 3	
Financial Assets				
At Amortised Cost				
Trade Receivable	8,387.63	-	-	8,387.63
Cash & Cash Equivalents	791.32	-	-	791.32
Other Bank Balance	4,244.50	-	-	4,244.50
Loans	1,082.06	-	-	1,082.06
Other Financial Assets	3,064.26	-	-	3,064.26
At FVTPL				
Investments	0.01	0.01	-	-
Other Financial Assets	96.35	-	96.35	-
Financial Liabilities				
At Amortised Cost				
Borrowings	43,242.40	-	-	43,242.40
Trade Payables	8,353.00	-	-	8,353.00
Other Financial Liabilities	748.15	-	-	748.15

NOTES TO THE STANDALONE FINANCIAL STATEMENTS (CONTD.)

50. Capital Management

For the purpose of the Company's capital management, capital includes issued equity capital, share premium and all other equity reserves attributable to the equity holders of the Company. The primary objective of the Company's capital management is to maximise the shareholder value.

The Company manages its capital structure and makes adjustments in light of changes in economic conditions and the requirements of the financial covenants. To maintain or adjust the capital structure, the Company may adjust the dividend payment to shareholders, return capital to shareholders or issue new shares. The Company monitors capital using a gearing ratio, which is net debt divided by total capital plus net debt. The Company includes within net debt, interest bearing loans and borrowings less cash and cash equivalents.

Particulars	Rs. in Lakhs	
	As at 31st March, 2023	As at 31st March, 2022
Borrowings (long-term and short-term, including current maturities of long term borrowings) (Note 21, & 26)	45,712.11	43,242.40
Less: Cash and cash equivalents (Note 14)	435.78	791.32
Net Debt	45,276.33	42,451.08
Equity Share Capital	1,220.71	1,220.71
Other Equity	30,721.95	29,138.92
Total Capital	31,942.66	30,359.63
Capital and Net Debt	77,218.99	72,810.71
Gearing Ratio	58.63%	58.30%

In order to achieve this overall objective, the Company's capital management, amongst other things, aims to ensure that it meets financial covenants attached to the interest-bearing loans and borrowings that define capital structure requirements. Breaches in meeting the financial covenants would permit the bank to immediately call loans and borrowings. There have been no breaches in the financial covenants of any interest-bearing loans and borrowing in the current period.

No changes were made in the objectives, policies or processes for managing capital during the years ended 31st March, 2023 and 31st March, 2022.

51. Financial Risk Management

The Company's management monitors and manages the financial risks relating to the operations of the Company. These risks include credit risk, liquidity risk and market risk (including currency risk, interest rate risk and other price risk).

Credit Risk

Credit risk refers to the risk that a counterparty will default on its contractual obligations resulting in financial loss to the Company. To manage this, the Company periodically assesses financial reliability of customers and other counter parties, taking into account the financial condition, current economic trends, and analysis of historical bad debts and ageing of financial assets.

Financial instruments that are subject to concentrations of credit risk, principally consist of balance with banks, investments in debt instruments/bonds, trade receivables, loans and advances. None of the financial instruments of the Company result in material concentrations of credit risks.

The age analysis of trade receivables as of the balance sheet date have been considered from the due date and disclosed in below table.

Particulars	Rs. in Lakhs	
	As at 31st March, 2023	As at 31st March, 2022
Not Due	4,869.44	4,929.16
Less than 6 month	2,691.56	2,702.22
More than 6 month	891.38	756.25

NOTES TO THE STANDALONE FINANCIAL STATEMENTS (CONTD.)

Liquidity Risk

The Company manages liquidity risk by maintaining adequate reserves, banking facilities and reserve borrowing facilities, by continuously monitoring forecast and actual cash flows, and by matching the maturity profiles of financial assets and liabilities.

The surplus funds with the Company and operational cash flows will be sufficient to dispose the financial liabilities within the maturity period.

Maturity Profile of Financial Liabilities

Rs. in Lakhs

Particulars	As at 31st March, 2023			
	0-1 year	1-5 year	Beyond 5 year	Total
Borrowing (Including current maturity of long term borrowing)	32,453.56	11,474.37	1,784.18	45,712.11
Trade Payable	9,183.92	-	-	9,183.92
Lease Liabilities	95.16	356.27	38.42	489.85
Other Financial Liabilities	1,303.99			1,303.99

Particulars	As at 31st March, 2022			
	0-1 year	1-5 year	Beyond 5 year	Total
Borrowing (Including current maturity of Long Term borrowing)	30,020.85	12,357.49	864.06	43,242.40
Trade Payable	8,353.00	-	-	8,353.00
Lease Liabilities	84.11	313.79	107.75	505.65
Other Financial Liabilities	664.04			664.04

Market Risk

Market risk is the risk of any loss in future earnings, in realisable fair values or in future cash flows that may, result from a change in the price of a financial instrument. The Company's activities expose it primarily to the financial risks of changes in foreign currency exchange rates and interest rates risk/liquidity risk which impact returns on investments. Market risk exposures are measured using sensitivity analysis.

Interest Rate Risk

Interest rate risk is the risk that the fair value or future cash flows of a financial instrument will fluctuate because of changes in market interest rates. The Company's exposure to the risk of changes in market interest rates relates primarily to the debt obligations with floating interest rates. The Company manages its interest rate risk by having a balanced portfolio of fixed and variable rate loans and borrowings.

Exposure to Interest Rate Risk

Particulars	As at 31st March, 2023	As at 31st March, 2022
Total Borrowings	45,712.11	43,242.40
% of Borrowings out of above bearing variable rate of interest	64.58%	63.96%

Interest Rate Sensitivity

A change of 100 bps in interest rates would have following Impact on profit before tax

100 bp increase would decrease the profit before tax by	358.44	291.69
100 bp decrease would Increase the profit before tax by	358.44	291.69

NOTES TO THE STANDALONE FINANCIAL STATEMENTS (CONTD.)

Foreign Currency Risk Management

The Company undertakes transactions denominated in foreign currencies; consequently, exposures to exchange rate fluctuations arise. The carrying amounts of the Company's foreign currency denominated monetary assets and monetary liabilities at the end of the reporting period are as follows:

Rs. in Lakhs

Particulars	As at 31st March, 2023		As at 31st March, 2022	
	Foreign Currency Monetary Assets	Foreign Currency Monetary Liabilities	Foreign Currency Monetary Assets	Foreign Currency Monetary Liabilities
USD	339.87	84.87	99.91	410.16
EURO	18.75	6.07	21.89	64.04
GBP	0.23	36.30	37.89	10.53
HKD	0.20	0.15	0.15	0.20

Foreign Currency Sensitivity

The following table details the Company's sensitivity to a 5% change in rupee value against the relevant foreign currencies, which is used when reporting foreign currency risk internally to key management personnel and represents management's assessment of the reasonably possible change in foreign exchange rates. The sensitivity analysis includes only outstanding foreign currency denominated monetary items and adjusts their translation at the period end.

Particulars	As at 31st March, 2023		As at 31st March, 2022	
	5% Weakened	5% Strengthen	5% Weakened	5% Strengthen
Foreign Currency Monetary Assets				
USD	1,398.23	(1,398.23)	365.24	(365.24)
EURO	83.95	(83.95)	93.88	(93.88)
GBP	1.17	(1.17)	190.91	(190.91)
HKD	0.11	(0.11)	0.07	(0.07)
Foreign Currency Monetary Liabilities				
USD	(348.86)	348.86	(1,499.24)	1,499.24
EURO	(27.15)	27.15	(274.70)	274.70
GBP	(184.49)	184.49	(53.07)	53.07
HKD	(0.08)	0.08	(0.09)	0.09
Impact on Profit or Loss as at the end of reporting year	922.88	(922.88)	(1,177.00)	1,177.00

In management's opinion, the sensitivity analysis is unrepresentative of the inherent foreign exchange risk because the exposure at the end of the reporting period does not reflect the exposure during the year.

Disclosure Regarding Derivative Instruments.

The Company uses foreign currency forward contracts to hedge its risks associated with foreign currency fluctuations relating to accounts receivable. The use of foreign currency forward contracts is governed by the Company's strategy approved by the Board of Directors, which provide principles on the use of such forward contracts consistent with the Company's Risk Management Policy. The Company does not use forward contracts for speculative purposes.

The following are outstanding forward contracts.

Particulars	As at 31st March, 2023		As at 31st March, 2022	
	Currency	Foreign Currency Lacs	Currency	Foreign Currency Lacs
Forwards Contracts	USD	117.35	USD	71.50
	EURO	87.74	EURO	15.00
	GBP	5.00	GBP	18.00

NOTES TO THE STANDALONE FINANCIAL STATEMENTS (CONTD.)**Rs. in Lakhs****52. Ratios**

Ratio	Numerator	Denominator	2022-23	2021-22	Variance	Reason
(a) Current Ratio,	Current Assets	Current Liabilities	1.54	1.64	-6.41%	
(b) Debt-Equity Ratio,	Total Debt	Shareholders Equity	1.45	1.44	0.38%	
(c) Debt Service Coverage Ratio,	Earning Available for debt services	Debt Services Interest & Lease payment+Principal Repayments of long term borrowing	1.01	0.87	15.47%	
(d) Return on Equity Ratio,	Net Profit for the year	Average Shareholders Equity	5.19%	4.02%	0.29%	
(e) Inventory turnover ratio,	Cost of Goods Sold	Average Inventory	0.76	0.71	5.79%	
(f) Trade Receivables turnover ratio,	Net Credit Sales	Average Trade Receivables	7.88	6.29	25.28%*	
(g) Trade payables turnover ratio,	Net Credit Purchase	Average Trade Payables	6.20	6.58	-5.79%	
(h) Net capital turnover ratio,	Net Sales	(Current assets-current liabilities)	2.84	2.10	35.46%*	
(i) Net profit ratio,	Net Profit After Tax	Total Sales	2.43%	2.25%	0.08%	
(j) Return on Capital employed,	EBIT	(Tangible Net Worth + Total Debt + Deferred Tax Liability)	7.18%	5.33%	0.35%	

* Due to increase sales in Current Year as compared to last year.

NOTES TO THE STANDALONE FINANCIAL STATEMENTS (CONTD.)

53. RELATED PARTY DISCLOSURES AS PER IND AS 24

a) Name of Related Parties & Nature of Relationship:	Country	Ownership Interest
i) Subsidiary Companies :		
Bhartiya Global Marketing Ltd.	India	100%
J&J Leather Enterprises Ltd.	India	100%
Bhartiya International SEZ Ltd	India	88.95%
Bhartiya Fashion Retail Ltd.	India	100%
Bhartiya Urban Infrastructure Ltd.	India	100%
World Fashion Trade Ltd	Mauritius	100%
Ultima S.A.	Switzerland	100%
Ultima Italia SRL	Italy	100%
Design Industry Ltd.	Hongkong	100%
Design Industry China Ltd.	China	100%
ii) Associate parties :		
Bhartiya Urban Pvt. Ltd.	India	37%
Tada Mega Leather Cluster Pvt Ltd.	India	50%
iii) Executive Directors:		
Manoj Khattar		Whole Time Director
iv) Non-Executive Directors		
Snehdeep Aggarwal		Director
Ramesh Bhatia		Director (resigned from 23.09.2022)
C.L. Handa		Independent Director (completed tenure as Director on 29.09.2022)
Sandeep Seth		Independent Director (completed tenure as Director on 29.09.2022)
Shashank		Independent Director (completed tenure as Director on 29.09.2022)
A. Sahasranaman		Independent Director (completed tenure as Director on 29.09.2022)
S. M. Swathi		Independent Director
Robert Burton Moore Jr		Director
Navkiran Singh Ghei		Independent Director (appointed from 11.08.2022)
Vivek Kapur		Independent Director (appointed from 11.08.2022)
Deepak Bhojwani		Independent Director (appointed from 11.08.2022)
v) Enterprises owned or significantly influenced by Executive Directors or their relatives :		
Itopia Management Services (India) Pvt. Ltd.		
Parushni Interior Designs Private Limited		
vi) Trust		
Bhartiya International Limited Employees Group Gratuity Scheme		Post Employment Benefit Plan

NOTES TO THE STANDALONE FINANCIAL STATEMENTS (CONTD.)

Particulars	Rs. in Lakhs	
	2022-23	2021-22
b) Transactions during the year with related parties :		
1. Sales		
Ultima S.A.	28.99	291.45
Design Industry Ltd.	345.00	478.49
J&J Leather Enterprises Ltd.	0.09	26.09
Ultima Italia SRL	-	88.54
Bhartiya Urban Pvt. Ltd.	2.42	0.53
2. Other Income		
Ultima S.A.	82.12	166.96
Parushni Interior Designs Pvt. Ltd.	0.43	0.36
3. Purchase / Job Work		
Ultima Italia SRL	3.14	2.59
J & J Leather Enterprises Ltd	1,352.39	1,492.10
Design Industry China Ltd.	121.75	27.18
4. Commission Expenses		
Ultima S.A.	500.42	-
5. Salaries		
Manoj Khattar	81.35	93.79
6. Lease Rent / Rent Paid		
Bhartiya Global Marketing Ltd.	1.00	1.00
J & J Leather Enterprises Ltd	24.00	24.00
7. Lease Rent Received		
Bhartiya Urban Pvt. Ltd.	187.48	234.35
Parushni Interior Designs Pvt Ltd	18.00	18.00
8. Service Charges Paid		
Bhartiya International Sez Ltd.	47.55	45.86
Bhartiya Fashion Retail Ltd.	6.00	10.50
9. Other Expenses		
Itopia Management Services (India) Pvt. Ltd.	0.23	0.13

NOTES TO THE STANDALONE FINANCIAL STATEMENTS (CONTD.)

Particulars	Rs. in Lakhs	
	2022-23	2021-22
10. Legal and Professional Fees		
Itopia Management Services (India) Pvt. Ltd	3.50	4.50
Robert Burton Moore Jr.	102.19	80.63
Snehdeep Aggarwal	9.00	9.00
J & J Leather Enterprises Ltd	240.00	120.00
10. Purchase of Fixed Assets		
Parushni Interior Designs Pvt. Ltd.	1.15	-
11. Sitting Fee		
Ramesh Bhatia	0.11	0.44
C.L. Handa	0.56	1.06
Sandeep Seth	0.56	1.22
Shashank	1.11	1.22
A. Sahasranaman	0.56	0.33
S.M. Swathi	2.14	0.53
Navkiran Singh Ghei	1.50	-
Deepak Bhojwani	0.83	-
Vivek Kapur	1.22	-
c) Balances Outstanding at the year end:		
1. Advance Paid		
Ultima S.A.	11.50	11.50
2. Advance with suppliers		
J & J Leather Enterprises Ltd.	987.91	970.91
3. Trade Receivable		
Designs Industry Ltd.	304.59	425.75
Ultima S.A.	241.11	255.65
Ultima Italia SRL	-	21.86
Bhartiya Urban Pvt. Ltd.	2.79	-
Bhartiya International SEZ Ltd.	59.27	45.69
4. Security Deposit (Paid)		
Bhartiya Global Marketing Ltd.	5.00	5.00

NOTES TO THE STANDALONE FINANCIAL STATEMENTS (CONTD.)

Particulars	Rs. in Lakhs	
	2022-23	2021-22
5. Trade Payables		
Ultima Italia SRL	855.57	798.22
Design Industry China Ltd	25.85	26.97
Parushni Interior Designs Pvt. Ltd	0.15	-
Ultima S.A.	500.42	-
6. Expenses/Others Payables		
Itopia Management Services(India) Pvt. Ltd.	-	0.62
Snehdeep Aggarwal	0.68	0.68
7. Security Deposit (Received)		
Bhartiya Urban Pvt. Ltd.	159.79	159.79
Parushni Interior Designs Pvt. Ltd.	1.50	1.50
8. Standby Letter of Credit (SBLC) Issued by Company Bankers		
Ultima S.A.	6,078.14	8,689.13
9. Corporate Guarantee given by Company		
World Fashion Trade Ltd., Ultima Italia SRL and Ultima S.A.	134.33	418.90

As per our report of even date attached
For SUSHIL PODDAR & CO.
 Chartered Accountants
 Firm Reg. No. 014969N

For and on behalf of the Board

S.K. Poddar
 Partner
 Mem. No. 094479

Yogesh Kumar Gautam
 Company Secretary

Raj Kumar Chawla
 Chief Financial Officer

Manoj Khattar
 Whole-time Director
 DIN: 00694981

Vivek Kapur
 Director
 DIN: 09678378

Gurugram, 30th May, 2023

AOC-1

Pursuant to Proviso to Sub-Section 3 of Section 129 with Rule 5 of Companies (Accounts) Rules, 2014 Statement containing salient features of Financial Statement of Subsidiaries/Associates Companies/Joint Ventures

PART-A: SUBSIDIARIES

Name of Subsidiary	Financial Year Ended	Reporting Currency	Share Capital	Reserves & Surplus	Total Assets	Total Liabilities (excluding Share capital & Reserves & Surplus)	Investments	Turnover	Profit / Loss before Taxation	Provision for Taxation	Profit / Loss after Taxation	% of Share holding
Bhartiya Global Marketing Ltd.	31st March, 2023	INR (lacs)	499.90	(103.87)	403.11	7.08	322.68	-	(0.25)	-	(0.25)	100.00
J&J Leather Enterprises Ltd.	31st March, 2023	INR (lacs)	207.50	275.84	2022.63	1539.28	35.00	1684.41	18.50	3.14	15.35	100.00
Bhartiya International SEZ Ltd.	31st March, 2023	INR (lacs)	1356.92	(11.38)	1319.89	76.72	-	47.55	(31.73)	-	(31.73)	88.95
Bhartiya Urban Infrastructure Ltd.	31st March, 2023	INR (lacs)	5.00	(2.15)	2.89	0.04	-	-	(0.31)	-	(0.31)	100.00
Bhartiya Fashion Retail Ltd.	31st March, 2023	INR (lacs)	50.00	(40.70)	9.93	0.64	-	6.00	1.94	0.04	1.90	100.00
Ultima S. A	31st March, 2023	CHF	1000000.00	4335055.83	12411192.48	7076136.65	2480930.00	6617167.64	(1756108.65)	72.45	(1763353.65)	100.00
Design Industry Ltd.	31st March, 2023	HK\$	100000.00	27349662.00	31999499.00	4549837.00	-	60347573.00	12182278.00	-	12182278.00	100.00
Design Industry China Ltd.,	31st March, 2023	RMB/Yuan	200000.00	371417.47	616565.69	45148.22	-	4520901.50	317311.74	7837.87	309473.87	100.00
Ultima Italia SRL	31st March, 2023	EURO	2000000.00	20509.00	2786239.00	765730.00	-	3347938.00	18705.00	17468.00	607.00	100.00
World Fashion Trade Ltd.	31st March, 2023	HK\$	5480570.00	(5636793.00)	58636.00	214859.00	-	-	(125995.00)	-	(125995.00)	100.00

	CHF	HK\$	Euro	RMB Yuan
Exchange rate for Balance Sheet items (except shares capital figures which are stated at invested value)	89.91	10.62	89.50	11.97
Exchange rate for Profit and Loss	84.15	10.24	83.44	11.73

PART-B: ASSOCIATES AND JOINT VENTURES

Statement pursuant to section 129(3) of the Companies Act, 2013 related to Associate Companies and Joint Ventures

(Rs. in Lakhs)

Name Of Associates and Joint Ventures	Last Audited Balance Sheet Date	Share of Associate/Joint Venture held by the company as on year end		Description of Significant Influence	Reason why the associate/joint venture is not consolidated	Net worth attributable to Shareholding as per latest audited Balance sheet	Profit/Loss for the Year	
		No.	Amount of Investment in Associate/Joint venture				Extent of Holding	Considered in Consolidation
Bhartiya Urban Private Limited	31st March, 2023	34393260	3999.60	36.77%	Voting Power	1,091.83	4,815.92	-
Tada Mega Leather Clustrer Pvt. Ltd.	31st March, 2023	5000	0.05	50.00%	Voting Power	(1.75)	-	(0.03)

BHARTIYA

Bhartiya International Limited

Registered Office Address:

56/7, Nallambakkam Village, Via Vandalur,
Chennai - 600 048, Tamil Nadu, INDIA
email: shares@bhartiya.com

Head Office Address:

E-52, New Manglapuri,
Mandi Road (Mehrauli), New Delhi - 110 030. INDIA
email: bhartiya@bhartiya.com